

2022

GENERAL CATALOGUE

PRESSURE WASHERS

2 WARRANTY
GARANZIA
YEARS · ANNI



 **COMET**

INDEX

BLUE SERIES COMMERCIAL	7	FDX BLADE XL PRO.....	142
KRM.....	8	FDX ENDURANCE.....	146
KRS.....	12	FDX XTREME.....	152
KRX.....	16	FDX XTREME 700 bar.....	156
KLS.....	20	FDX XTREME XL.....	160
KLS GOLD.....	24	FDX XTREME XL 700 bar.....	164
KL 1400.....	28	X-SPECIAL HOT WATER SERIES	169
KL 1600 GOLD.....	32	FDX COMPACT CUBE.....	170
KL 1680 GOLD.....	36	FDX HOT CUBE.....	174
KS GOLD.....	40	RED SERIES COMMERCIAL	179
KT GOLD.....	44	PATRIOT-PATRIOT GOLD.....	180
KSX GOLD.....	48	SCOUT.....	184
BLUE SERIES STATIC · PORTABLE	53	RED SERIES PROFESSIONAL	189
KR PORTABLE.....	54	KP.....	190
STATIC GOLD.....	58	KP PRO.....	194
ETM.....	62	KM CLASSIC.....	198
K 250 STATIC.....	66	KM EXTRA.....	202
K PREMIUM PICK-UP.....	70	KM EVO.....	206
BLUE SERIES PROFESSIONAL	75	KF CLASSIC.....	210
K 200.....	76	KF EXTRA.....	216
K 250.....	80	KP STEEL CLASSIC.....	220
K PREMIUM MOBILE.....	84	KM STEEL.....	224
K STEEL SERIES	89	KF STEEL.....	228
ETM 2W.....	90	MOBILE BOILER SERIES	233
K STEEL S.....	94	HOT BOX 200 bar.....	234
K STEEL TS.....	98	HOT BOX 350 · 500 bar.....	236
K STEEL XL TS.....	102	NEBULIZERS	239
K STEEL ECO.....	106	SPRAY.....	240
K 1251 · 1501 TS.....	112	FOAM.....	241
K XTREME.....	116	SPRAYERS	243
K XTREME 700 bar.....	120	SB 7.5.....	244
X-SPECIAL COLD WATER SERIES	125	KB 14.....	245
FDX WB.....	126	TB 22.....	246
PTO.....	130	TM 18.....	247
FDX BLADE S.....	134	DETERGENTS	251
FDX BLADE XL.....	138		

LEGEND

	Cold water pressure washers		Engine power (HP/kW)		Detergent tank (lt)
	Hot water pressure washers		Brush motor		RPM motor
	Working pressure (bar/MPa)		Diesel power supply		RPM pump
	Max pressure (bar/MPa)		Gasoline power supply		Weight (kg)
	Working water flow rate (l/h)		Steam function		Dimensions (cm)
	Max water flow rate (l/h)		Outlet water temperature (°C)		Diameter (inch - mm)
	Power consumption (kW)		Diesel tank (lt)		PH values
	Electrical power supply		Fuel consumption (kg/h)		Number of pieces per box
	Electrical motor power (HP/kW)				

BLUE SERIES



The BLUE SERIES range consists of a broad assortment of cold water high pressure cleaners, driven by electric motors, with models dedicated both to the home and to the semi-professional and professional sector

X SERIES



The X SPECIAL range consists of units with gasoline or Diesel endothermic engines, with particularly sturdy and strong wheels and frames, intended for heavy-duty use

RED SERIES




The RED SERIES range consists of hot water high pressure cleaners, driven by electric motors, featuring integrated boilers which permit heating water

LEGEND

PREMIUM

Configured with premium pump



EXCLUSIVE NO-OIL-LEAK SYSTEM in the crankcase minimising wear of the piston oil seal (PATENTED)



EXCLUSIVE PACKING SYSTEM new self lubricating double packing design with special bunatexile seals and bronze rings for an exceptional packing life



EXCLUSIVE SEALING SYSTEM BETWEEN CRANKCASE AND PUMP HEAD that prevents dust and dirt getting inside where the pistons work but letting water out (PATENTED)



Induction electrical motor powered



Delayed Total Stop



Hot water seals



Self-priming pumps

TOTAL STOP

Device that automatically stops the motor when the gun is closed.

EASY-START

Device that guarantees starting of the motor under any and all connection conditions, even if there is a drop in mains voltage.





BLUE SERIES COMMERCIAL

PERFECT HOUSEHOLD CLEANING



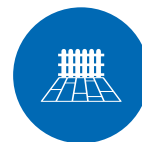
Domestic cleaning of bikes, motorcycles, cars. For those who want to wash their vehicles obtaining good results



Ordinary cleaning and maintenance of small boats from residues of sand, algae, dirt, salt water from keels and hulls



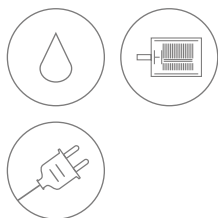
Swimming pools cleaning, also areas that could be hard and anti-slip surfaces



Cleaning of courtyards, stairs, paths and washing of outdoor furniture or wooden surfaces



Cleaning of walls, gates, facades, windows, garages, washing of ceramic tiles. To remove musk and ingrained dirt



KRM EXTRA



Ergonomic handle with lance and gun storage



With hose reel at the top

PT 03 BRUSH



FOR MORE INFORMATION



Integrated detergent tank, easily removable



BOX DIMENSION (cm)	29,5 x 26,5 x 60
QUANTITY FOR PALLET	36
PALLET DIMENSION (cm)	120 x 81 x 192
N. MACHINES CONTANER 20'	396 / 632 *
N. MACHINES CONTANER 40' (40' HQ)	900 / 1320* (900 / 1524*)

* Floor loaded

Easy handling thanks to two practical wheels

Frontal coupling for connection to the water mains

GENERAL FEATURES

- Cold water pressure washer with electric brush motor
- Motor thermal protection
- Three-piston axial pump with aluminum head
- Ergonomic handle with lance and gun housing
- Total Stop system
- Plastic wheels Ø 17.5 cm
- Integrated detergent tank
- Hose reel located at the top

TECHNICAL FEATURES

CODE	MODELS	PUMP													
			Ph	V	Hz	bar	MPa	l/h	kW	lt	kg	(L x W x H) cm			
9063 0002	KRM 1100 Extra	PT 03 Brush	1	230	50	125	12,5	360	1,75	0,7	8,0	31 x 28 x 65,5			

STANDARD EQUIPMENT



S09 gun with protection

TECHNICAL FEATURES					COMPATIBLE MODELS
l/min	IN	OUT	bar	CODE	9063 0002
15	Coget F	Baionette quick coupling - F	180	2410 0239	



S12 lance without nozzle head

TECHNICAL FEATURES				COMPATIBLE MODELS
IN	OUT	mm	CODE	9063 0002
Baionette quick coupling - M	Coget	425	3301 1501	



Regulating nozzle

TECHNICAL FEATURES				COMPATIBLE MODELS
IN	Ø	°C	CODE	9063 0002
Coget	0,95 orange	60	3217 0336	



Rotating nozzle

TECHNICAL FEATURES				COMPATIBLE MODELS
IN	Ø	°C	CODE	9063 0002
Coget	1,025 green	60	3217 0340	



Foam nozzle

TECHNICAL FEATURES				COMPATIBLE MODELS
IN	l/min	°C	CODE	9063 0002
Coget	15	40	3410 0390	



Delivery hose kit

TECHNICAL FEATURES				COMPATIBLE MODELS
IN	OUT	m	CODE	9063 0002
M22x1,5 F - Ø15	Coget M	8 - 1/4"	3208 1345	



Fixed brush

TECHNICAL FEATURES				COMPATIBLE MODELS
IN	bar	l/min	CODE	9063 0002
Baionette quick coupling	20	20	1413 0057	

STANDARD EQUIPMENT



Plastic inlet water filter

TECHNICAL FEATURES				COMPATIBLE MODELS
IN	OUT	mesh	CODE	9063 0002
Ø 15	G 3/4" F	50	1002 0285	

ACCESSORIES



Back-flow Preventer kit BA 10

TECHNICAL FEATURES				COMPATIBLE MODELS
IN	OUT	l/min	CODE	9063 0002
G 3/4" M	G 3/4" M	35	0608 0049	



3/4 garden hose quick couplers

TECHNICAL FEATURES				COMPATIBLE MODELS
IN	OUT	bar	CODE	9063 0002
G 3/4" F	G 3/4" F	10	5002 0024	



Rotating brush

TECHNICAL FEATURES				COMPATIBLE MODELS
IN	bar	l/min	CODE	9063 0002
Baionette quick coupling - M	20	20	1413 0059	



Drain nozzle

TECHNICAL FEATURES				COMPATIBLE MODELS
IN	m	l/min	CODE	9063 0002
Baionette quick coupling - M	10	6 ÷ 9	3045 0061	



Hose extension kit

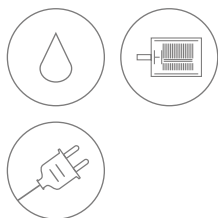
TECHNICAL FEATURES				COMPATIBLE MODELS
IN	OUT	m	CODE	9063 0002
M22x1,5 F - Ø15	M22x1,5 M - Ø15	6	3301 1505	



SC 145 floor cleaning lance

TECHNICAL FEATURES				COMPATIBLE MODELS
IN	bar	Ø	CODE	9063 0002
Baionette quick coupling - M	130	1,2	3301 1503	






KRS EXTRA




Ergonomic handle with lance and gun storage



With hose reel at the top

PT 03 BRUSH



FOR MORE INFORMATION



Integrated detergent tank, easily removable



Frontal coupling for connection to the water mains

Easy handling thanks to two practical wheels with rubber covering

BOX DIMENSION (cm)	38 x 30 x 57
QUANTITY FOR PALLET	24
PALLET DIMENSION (cm)	120 x 80 x 183
N. MACHINES CONTANER 20'	264 / 456 *
N. MACHINES CONTANER 40' (40' HQ)	600 / 960* (600 / 1086*)

* Floor loaded

GENERAL FEATURES

- Cold water pressure washer with electric brush motor
- Motor thermal protection
- Three-piston axial pump with aluminum head
- Ergonomic handle with lance and gun housing
- Total Stop system
- Plastic wheels Ø 17.5 cm
- Integrated detergent tank
- Hose reel located at the top

TECHNICAL FEATURES

CODICI	MODELS	PUMP															
			Ph	V	Hz	bar	MPa	l/h	kW	lt	kg	(L x W x H) cm					
9063 0102	KRS 1300 Extra	PT 03 Brush	1	230	50	150	15	500	2,35	0,7	9,5	33 x 28 x 84					

STANDARD EQUIPMENT



S09 gun with protection

TECHNICAL FEATURES					COMPATIBLE MODELS
l/min	IN	OUT	bar	CODE	9063 0102
15	Coget F	Baionette quick coupling - F	180	2410 0239	



S12 lance without nozzle head

TECHNICAL FEATURES				COMPATIBLE MODELS
IN	OUT	mm	CODE	9063 0102
Baionette quick coupling - M	Coget	425	3301 1501	



Regulating nozzle

TECHNICAL FEATURES				COMPATIBLE MODELS
IN	Ø	°C	CODE	9063 0102
Coget	1,05 black	60	3217 0350	



Rotating nozzle

TECHNICAL FEATURES				COMPATIBLE MODELS
IN	Ø	°C	CODE	9063 0102
Coget	1,025 green	60	3217 0340	



Foam nozzle

TECHNICAL FEATURES				COMPATIBLE MODELS
IN	l/min	°C	CODE	9063 0102
Coget	15	40	3410 0390	



Delivery hose kit

TECHNICAL FEATURES				COMPATIBLE MODELS
IN	OUT	m	CODE	9063 0102
M22x1,5 F - Ø15	Coget M	8	3208 1345	



Fixed brush

TECHNICAL FEATURES				COMPATIBLE MODELS
IN	bar	l/min	CODE	9063 0102
Baionette quick coupling	20	20	1413 0057	

STANDARD EQUIPMENT



Plastic inlet water filter

TECHNICAL FEATURES				COMPATIBLE MODELS
IN	OUT	mesh	CODE	9063 0102
Ø 15	G 3/4" F	50	1002 0285	

ACCESSORIES



Back-flow Preventer kit BA 10

TECHNICAL FEATURES				COMPATIBLE MODELS
IN	OUT	l/min	CODE	9063 0102
G 3/4" M	G 3/4" M	35	0608 0049	



3/4 garden hose quick couplers

TECHNICAL FEATURES				COMPATIBLE MODELS
IN	OUT	bar	CODE	9063 0102
G 3/4" F	G 3/4" F	10	5002 0024	



Rotating brush

TECHNICAL FEATURES				COMPATIBLE MODELS
IN	bar	l/min	CODE	9063 0102
Baionette quick coupling - M	20	20	1413 0059	



Drain nozzle

TECHNICAL FEATURES				COMPATIBLE MODELS
IN	m	l/min	CODE	9063 0102
Baionette quick coupling - M	10	6 ÷ 9	3045 0061	



Hose extension kit

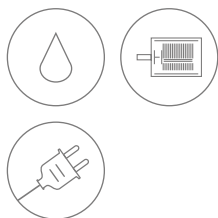
TECHNICAL FEATURES				COMPATIBLE MODELS
IN	OUT	m	CODE	9063 0102
M22x1,5 M - Ø15	M22x1,5 F - Ø15	6	3301 1505	



SC 145 floor cleaning lance


TECHNICAL FEATURES				COMPATIBLE MODELS
IN	bar	Ø	CODE	9063 0102
Baionette quick coupling - M	130	1,2	3301 1503	





KRX PLUS

WPS SYSTEM




FOR MORE INFORMATION



Ergonomic handle with lance and gun storage

Rubber hose R1 1/4

PT 03 BRUSH



WPS SYSTEM

Select the washing program



Integrated detergent tank, easily removable



Frontal coupling for connection to the water mains



BOX DIMENSION (cm)	37 x 37 x 56
QUANTITY FOR PALLET	18
PALLET DIMENSION (cm)	120 x 80 x 180
N. MACHINES CONTAINER 20'	198 / 360 *
N. MACHINES CONTAINER 40' (40' HQ)	450 / 780* (450 / 895*)

* Floor loaded

GENERAL FEATURES

- Cold water pressure washer with electric brush motor
- Motor thermal protection
- Three-piston axial pump with aluminum head
- WPS system
- R1 1/4 rubber hose with metal reinforcement
- Ergonomic handle with lance and gun housing
- Total Stop system
- Plastic wheels Ø 17.5 cm with rubber covering
- Integrated detergent tank
- Hose reel located at the top

TECHNICAL FEATURES

CODE	MODELS	PUMP													
			Ph	V	Hz	bar	MPa	l/h	kW	lt	kg	(L x W x H) cm			
9063 0201	KRX 1450 Plus	PT 03 Brush	1	230	50	160	16	500	2,5	0,7	8,6	28 x 28 x 88			

STANDARD EQUIPMENT



S09 gun with protection

TECHNICAL FEATURES					COMPATIBLE MODELS
l/min	IN	OUT	bar	CODE	9063 0201
15	Coget F	Baionette quick coupling - F	180	2410 0239	



S12 lance without nozzle head

TECHNICAL FEATURES				COMPATIBLE MODELS
IN	OUT	mm	CODE	9063 0201
Baionette quick coupling - M	Coget	425	3301 1501	



Regulating nozzle

TECHNICAL FEATURES				COMPATIBLE MODELS
IN	Ø	°C	CODE	9063 0201
Coget	1,0 light blue	60	3217 0338	



Rotating nozzle

TECHNICAL FEATURES				COMPATIBLE MODELS
IN	Ø	°C	CODE	9063 0201
Coget	1,1 green	60	3217 0373	



ECO fix nozzle

TECHNICAL FEATURES				COMPATIBLE MODELS
IN	Ø	°C	CODE	9063 0201
Coget	1,2 red	40	3410 0355	



Foam nozzle

TECHNICAL FEATURES				COMPATIBLE MODELS
IN	l/min	°C	CODE	9063 0201
Coget	15	40	3410 0390	



Delivery hose kit

TECHNICAL FEATURES				COMPATIBLE MODELS
IN	OUT	m	CODE	9063 0201
M 22x1,5 - Ø15	Coget M	8m - R1 1/4"	3208 1463	

STANDARD EQUIPMENT



Fixed brush

TECHNICAL FEATURES				COMPATIBLE MODELS
IN	bar	l/min	CODE	9063 0201
Baionette quick coupling	20	20	1413 0057	



Plastic inlet water filter

TECHNICAL FEATURES				COMPATIBLE MODELS
IN	OUT	mesh	CODE	9063 0201
Ø 15	G 3/4" F	50	1002 0285	

ACCESSORIES



Back-flow Preventer kit BA 10

TECHNICAL FEATURES				COMPATIBLE MODELS
IN	OUT	l/min	CODE	9063 0201
G 3/4" M	G 3/4" M	35	0608 0049	



3/4 garden hose quick couplers

TECHNICAL FEATURES				COMPATIBLE MODELS
IN	OUT	bar	CODE	9063 0201
G 3/4" F	G 3/4" F	10	5002 0024	



Rotating brush

TECHNICAL FEATURES				COMPATIBLE MODELS
IN	bar	l/min	CODE	9063 0201
Baionette quick coupling - M	20	20	1413 0059	



Drain nozzle

TECHNICAL FEATURES				COMPATIBLE MODELS
IN	m	l/min	CODE	9063 0201
Baionette quick coupling - M	6	6 ÷ 9	3045 0072	
Baionette quick coupling - M	10	6 ÷ 9	3045 0061	
Baionette quick coupling - M	15	6 ÷ 9	3045 0073	



Hose extension kit

TECHNICAL FEATURES				COMPATIBLE MODELS
IN	OUT	m	CODE	9063 0201
M22x1,5 M - Ø15	M22x1,5 F - Ø15	6	3208 1473	



SC 145 floor cleaning lance


TECHNICAL FEATURES				COMPATIBLE MODELS
IN	bar	Ø	CODE	9063 0201
Baionette quick coupling - M	130	1,2	3301 1503	






KLS EXTRA

Ergonomic handle for easy maneuverability



With hose reel at the top



FOR MORE INFORMATION




MTP PT 03

Aluminum pump head



Integrated detergent tank, easily removable



BOX DIMENSION (cm)	37 x 37 x 56
QUANTITY FOR PALLET	18
PALLET DIMENSION (cm)	120 x 80 x 180
N. MACHINES CONTAINER 20'	198 / 360 *
N. MACHINES CONTAINER 40' (40' HQ)	450 / 780* (450 / 895*)

* Floor loaded



Easy handling thanks to two wheels with rubber covering

Frontal coupling for connection to the water mains

GENERAL FEATURES

- Vertical structure, designed for maximum ergonomics and ease of use
- Pump with three axial pistons arranged vertically with pump at the bottom and an all-metal construction without any plastic used for the structural components
- Induction electrical motor with thermal protection
- Aluminum pump head
- EASY START device
- Total Stop system
- Integrated detergent tank, easily removable
- Inlet filter with quick coupling
- Hose reel

TECHNICAL FEATURES

CODE	MODELS	PUMP									
			Ph	V	Hz	bar	MPa	l/h	kW	kg	(L x W x H) cm
9068 0101	KLS 1400 Extra	MTP PT 03	1	230	50	140	14	400	2,1	13,5	28 x 28 x 88

STANDARD EQUIPMENT



S09 gun with protection

TECHNICAL FEATURES					COMPATIBLE MODELS
l/min	IN	OUT	bar	CODE	9068 0101
15	Coget F	Baionette quick coupling - F	180	2410 0239	



S12 lance without nozzle head

TECHNICAL FEATURES				COMPATIBLE MODELS
IN	OUT	mm	CODE	9068 0101
Baionette quick coupling - M	Coget	425	3301 1501	



Regulating nozzle

TECHNICAL FEATURES				COMPATIBLE MODELS
IN	Ø	°C	CODE	9068 0101
Coget	1,05 black	60	3217 0350	



Rotating nozzle

TECHNICAL FEATURES				COMPATIBLE MODELS
IN	Ø	°C	CODE	9068 0101
Coget	1,025 black	60	3217 0349	



Foam nozzle

TECHNICAL FEATURES				COMPATIBLE MODELS
IN	l/min	°C	CODE	9068 0101
Coget	15	40	3410 0390	



Delivery hose kit

TECHNICAL FEATURES				COMPATIBLE MODELS
IN	OUT	m	CODE	9068 0101
M22x1,5 F - Ø15	Coget M	8	3208 1345	



Fixed brush

TECHNICAL FEATURES				COMPATIBLE MODELS
IN	bar	l/min	CODE	9068 0101
Baionette quick coupling	20	20	1413 0057	

STANDARD EQUIPMENT



Plastic inlet water filter

TECHNICAL FEATURES				COMPATIBLE MODELS
IN	OUT	mesh	CODE	9068 0101
Ø 15	G 3/4" F	50	1002 0285	

ACCESSORIES



Back-flow Preventer kit BA 10

TECHNICAL FEATURES				COMPATIBLE MODELS
IN	OUT	l/min	CODE	9068 0101
G 3/4" M	G 3/4" M	35	0608 0049	



3/4 garden hose quick couplers

TECHNICAL FEATURES				COMPATIBLE MODELS
IN	OUT	bar	CODE	9068 0101
G 3/4" F	G 3/4" F	10	5002 0024	



Rotating brush

TECHNICAL FEATURES				COMPATIBLE MODELS
IN	bar	l/min	CODE	9068 0101
Baionette quick coupling - M	20	20	1413 0059	



Drain nozzle

TECHNICAL FEATURES				COMPATIBLE MODELS
IN	m	l/min	CODE	9068 0101
Baionette quick coupling - M	6	6 ÷ 9	3045 0072	
Baionette quick coupling - M	10	6 ÷ 9	3045 0061	
Baionette quick coupling - M	15	6 ÷ 9	3045 0073	



Hose extension kit


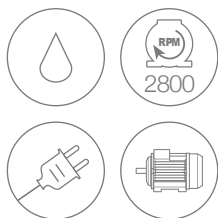
TECHNICAL FEATURES				COMPATIBLE MODELS
IN	OUT	m	CODE	9068 0101
M22x1,5	M22x1,5	6	3301 1505	



SC 145 floor cleaning lance

TECHNICAL FEATURES				COMPATIBLE MODELS
IN	bar	Ø	CODE	9068 0101
Baionette quick coupling - M	130	1,2	3301 1503	





KLS GOLD

EXTRA · PLUS



Ergonomic handle for easy maneuverability



With hose reel at the top

MTP PT 03 GOLD


Brass pump head



FOR MORE INFORMATION



Integrated detergent tank, easily removable



BOX DIMENSION (cm)	37 x 37 x 56
QUANTITY FOR PALLET	18
PALLET DIMENSION (cm)	120 x 80 x 180
N. MACHINES CONTAINER 20'	198 / 360 *
N. MACHINES CONTAINER 40' (40' HQ)	450 / 780* (450 / 895*)

* Floor loaded



Easy handling thanks to two wheels with rubber covering

Frontal coupling for connection to the water mains

GENERAL FEATURES

- Vertical structure, designed for maximum ergonomics and ease of use
- Pump with three axial pistons arranged vertically with pump at the bottom and an all-metal construction without any plastic used for the structural components
- Induction electrical motor with thermal protection
- Brass pump head
- Motor with copper winding on KLS 1680
- EASY START device
- Total Stop system
- Integrated detergent tank, easily removable
- Inlet filter with quick coupling
- Hose reel

TECHNICAL FEATURES

CODE	MODELS	PUMP									
			Ph	V	Hz	bar	MPa	l/h	kW	kg	(L x W x H) cm
9068 0102	KLS 1600 Gold Extra	PT 03 Gold	1	230	50	150	15	450	2,2	14,5	28 x 28 x 88
9068 0103	KLS 1680 Gold Plus	PT 03 Gold	1	230	50	160	16	500	2,3	14,5	28 x 28 x 88

STANDARD EQUIPMENT



S10 gun with protection

TECHNICAL FEATURES					COMPATIBLE MODELS	
l/min	IN	OUT	bar	CODE	9068 0102	9068 0103
15	Coget F	M22x1,5 F	180	2410 0289		



Lance with adjustable nozzle

TECHNICAL FEATURES				COMPATIBLE MODELS	
IN	mm	Ø	CODE	9068 0102	9068 0103
M 22x1,5 M	500	028	3301 1606		
M 22x1,5 M	500	025	3301 1608		



Delivery hose kit

TECHNICAL FEATURES				COMPATIBLE MODELS	
IN	OUT	m	CODE	9068 0102	9068 0103
M22x1,5 F - Ø15	Coget M	8	3208 1345		
M22x1,5 F - Ø15	Coget M	8 - R1 1/4"	3208 1429		



Fixed brush

TECHNICAL FEATURES				COMPATIBLE MODELS	
IN	bar	l/min	CODE	9068 0102	9068 0103
M 22x1,5 M	20	20	1413 0032		



Plastic inlet water filter

TECHNICAL FEATURES				COMPATIBLE MODELS	
IN	OUT	mesh	CODE	9068 0102	9068 0103
Ø 15	G 3/4" F	50	1002 0285		

ACCESSORIES



Back-flow Preventer kit BA 10

TECHNICAL FEATURES				COMPATIBLE MODELS		
IN	OUT	l/min	CODE		9068 0102	9068 0103
G 3/4" M	G 3/4" M	35	0608 0049			



3/4 garden hose quick couplers

TECHNICAL FEATURES				COMPATIBLE MODELS		
IN	OUT	bar	CODE	9068 0102	9068 0103	
G 3/4" F	G 3/4" F	10	5002 0024			



Sand/Soda blasting lance kit

TECHNICAL FEATURES				COMPATIBLE MODELS		
IN	mm	Ø	CODE	9068 0102	9068 0103	
M22x1,5	300 / 500	Ø35	3301 0801			



Fixed brush

TECHNICAL FEATURES				COMPATIBLE MODELS		
IN	bar	l/min	CODE	9068 0102	9068 0103	
M22x1,5 M	20	20	1413 0032			



SC 150 floor cleaning lance kit

TECHNICAL FEATURES				COMPATIBLE MODELS		
IN	bar	Ø	CODE	9068 0102	9068 0103	
M22x1,5 M	170	0,95	3301 1502			



Rotating brush

TECHNICAL FEATURES				COMPATIBLE MODELS		
IN	bar	l/min	CODE	9068 0102	9068 0103	
M22x1,5 M	20	20	1413 0033			



Drain nozzle

TECHNICAL FEATURES				COMPATIBLE MODELS		
IN	m	l/min	CODE	9068 0102	9068 0103	
M22x1,5 M	6	6 ÷ 9	3045 0076			
M22x1,5 M	10	6 ÷ 9	3045 0077			

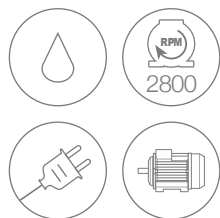


Hose extension kit

TECHNICAL FEATURES				COMPATIBLE MODELS		
IN	OUT	m	CODE	9068 0102	9068 0103	
M22x1,5 M - Ø15	M22x1,5 F - Ø15	6	3301 1505			
M22x1,5 M - Ø15	M22x1,5 F - Ø15	10 - R1 1/4"	3301 1626			



KLS 1680
1600 PSI
COMET




KL 1400

EXTRA

Ergonomic handle for easy maneuverability



Easy-to-fit accessories



Handle for lifting

FOR MORE INFORMATION



MTP KLR

Aluminum pump head



Hose reel at the back



BOX DIMENSION (cm)	40 x 30 x 61
QUANTITY FOR PALLET	24
PALLET DIMENSION (cm)	115 x 95 x 200
N. MACHINES CONTAINER 20'	288
N. MACHINES CONTAINER 40' (40' HQ)	576



Easy handling thanks to two wheels

GENERAL FEATURES

- Vertical structure, designed for maximum ergonomics and ease of use
- Comet pump with three axial pistons arranged vertically with pump at the bottom and an all-metal construction without any plastic used for the structural components
- Induction electrical motor with thermal protection
- Aluminum pump head
- Motor with copper winding
- EASY START device
- Total Stop system
- Inlet filter with quick coupling

TECHNICAL FEATURES

CODE	MODELS	PUMP									
			Ph	V	Hz	bar	MPa	l/h	kW	kg	(L x W x H) cm
9046 0004	KL 1400 Extra	KLR	1	230	50	140	14	410	2,0	15	30,8 x 31 x 82

STANDARD EQUIPMENT



GC 251 gun with protection

TECHNICAL FEATURES					COMPATIBLE MODELS
l/min	IN	OUT	bar	CODE	9046 0004
30	G 1/4" M	M22x1,5 F	255	2410 0118	



Lance without nozzle head (securfix)

TECHNICAL FEATURES				COMPATIBLE MODELS
IN	OUT	mm	CODE	9046 0004
M22x1,5 M	Securfix	500	3301 1118	



Adjustable nozzle head (securfix)

TECHNICAL FEATURES				COMPATIBLE MODELS
IN	Ø	°C	CODE	9046 0004
Securfix	030	60	3217 0254	



Rotating nozzle head (securfix)

TECHNICAL FEATURES				COMPATIBLE MODELS
IN	Ø	°C	CODE	9046 0004
Securfix	028	60	3217 0248	



Foam lance

TECHNICAL FEATURES				COMPATIBLE MODELS
IN	l/min	lt	CODE	9046 0004
M22x1,5 M	18	0,3	3301 1061	



Delivery hose kit 1/4"

TECHNICAL FEATURES				COMPATIBLE MODELS
IN	OUT	m	CODE	9046 0004
M22x1,5 F - Ø15	G 1/4" F	8	3301 0767	



Fixed brush

TECHNICAL FEATURES				COMPATIBLE MODELS
IN	bar	l/min	CODE	9046 0004
M 22x1,5 M	5	20	1413 0032	

ACCESSORIES



Plastic inlet water filter

TECHNICAL FEATURES				COMPATIBLE MODELS
IN	OUT	mesh	CODE	9046 0004
Ø 15	G 3/4" F	50	1002 0285	



Back-flow Preventer kit BA 10

TECHNICAL FEATURES				COMPATIBLE MODELS
IN	OUT	l/min	CODE	9046 0004
G 3/4" M	G 3/4" M	35	0608 0049	



3/4 garden hose quick couplers

TECHNICAL FEATURES				COMPATIBLE MODELS
IN	OUT	bar	CODE	9046 0004
G 3/4" F	G 3/4" F	10	5002 0024	



GH 281 gun with pressure regulator + Swivel

TECHNICAL FEATURES					COMPATIBLE MODELS
l/min	IN	OUT	bar	CODE	9046 0004
15	G 1/4" M	M22x1,5F	310	2410 0246	



Rotating brush

TECHNICAL FEATURES				COMPATIBLE MODELS
IN	bar	l/min	CODE	9046 0004
M22x1,5 M	20	20	1413 0033	



SC 150 floor cleaning lance kit

TECHNICAL FEATURES				COMPATIBLE MODELS
IN	bar	Ø	CODE	9046 0004
M22x1,5 M	170	0,95	3301 1502	



Drain nozzle

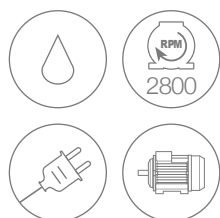
TECHNICAL FEATURES				COMPATIBLE MODELS
IN	m	l/min	CODE	9046 0004
M22x1,5 M	8	6 ÷ 9	3045 0028	



Hose extension kit


TECHNICAL FEATURES				COMPATIBLE MODELS
IN	OUT	m	CODE	9046 0004
M22x1,5 M - Ø15	M22x1,5 F - Ø15	4	3301 1028	
M22x1,5 M - Ø15	M22x1,5 F - Ø15	8	3301 0788	





KL 1600 GOLD

EXTRA



Ergonomic handle for easy maneuverability



Easy-to-fit accessories



Handle for lifting



MTP KLR GOLD

Brass pump head




Hose reel at the back



Easy handling thanks to two wheels with rubber covering



FOR MORE INFORMATION



BOX DIMENSION (cm)	40 x 30 x 61
QUANTITY FOR PALLET	24
PALLET DIMENSION (cm)	115 x 95 x 200
N. MACHINES CONTAINER 20'	288
N. MACHINES CONTAINER 40' (40' HQ)	576

GENERAL FEATURES

- Vertical structure, designed for maximum ergonomics and ease of use
- Comet pump with three axial pistons arranged vertically with pump at the bottom and an all-metal construction without any plastic used for the structural components
- Induction electrical motor with thermal protection
- Brass pump head
- Motor with copper winding
- EASY START device
- Total Stop system
- Inlet filter with quick coupling

TECHNICAL FEATURES

CODE	MODELS	PUMP									
			Ph	V	Hz	bar	MPa	l/h	kW	kg	(L x W x H) cm
9046 0064	KL 1600 Gold Extra	KLR Gold	1	230	50	150	15	480	2,3	16	30,8 x 31 x 82

STANDARD EQUIPMENT



GC 251 gun with protection

TECHNICAL FEATURES					COMPATIBLE MODELS
l/min	IN	OUT	bar	CODE	9046 0064
30	G 1/4" M	M22x1,5 F	255	2410 0118	



Lance without nozzle head (securfix)

TECHNICAL FEATURES				COMPATIBLE MODELS
IN	OUT	mm	CODE	9046 0064
M22x1,5 M	Securfix	500	3301 1118	



Adjustable nozzle head (securfix)

TECHNICAL FEATURES				COMPATIBLE MODELS
IN	Ø	°C	CODE	9046 0064
Securfix	033	60	3217 0256	



Rotating nozzle head (securfix)

TECHNICAL FEATURES				COMPATIBLE MODELS
IN	Ø	°C	CODE	9046 0064
Securfix	028	60	3217 0248	



Foam lance

TECHNICAL FEATURES				COMPATIBLE MODELS
IN	l/min	lt	CODE	9046 0064
M22x1,5 M	18	0,3	3301 1061	



Delivery hose kit 1/4"

TECHNICAL FEATURES				COMPATIBLE MODELS
IN	OUT	m	CODE	9046 0064
M22x1,5 F - Ø15	G 1/4" F	8	3301 0767	



Fixed brush

TECHNICAL FEATURES				COMPATIBLE MODELS
IN	bar	l/min	CODE	9046 0064
M 22x1,5 M	5	20	1413 0032	

ACCESSORIES



Plastic inlet water filter

TECHNICAL FEATURES				COMPATIBLE MODELS
IN	OUT	mesh	CODE	9046 0064
Ø 15	G 3/4" F	50	1002 0285	



Back-flow Preventer kit BA 10

TECHNICAL FEATURES				COMPATIBLE MODELS
IN	OUT	l/min	CODE	9046 0064
G 3/4" M	G 3/4" M	35	0608 0049	



3/4 garden hose quick couplers

TECHNICAL FEATURES				COMPATIBLE MODELS
IN	OUT	bar	CODE	9046 0064
G 3/4" F	G 3/4" F	10	5002 0024	



GH 281 gun with pressure preregulator + Swivel

TECHNICAL FEATURES					COMPATIBLE MODELS
l/min	IN	OUT	bar	CODE	9046 0064
15	G 1/4" M	M22x1,5F	310	2410 0246	



Sand/Soda blasting lance kit

TECHNICAL FEATURES				COMPATIBLE MODELS
IN	mm	Ø	CODE	9046 0064
M22x1,5	300 / 500	Ø35	3301 0801	



Rotating brush

TECHNICAL FEATURES				COMPATIBLE MODELS
IN	bar	l/min	CODE	9046 0064
M 22x1,5 M	20	20	1413 0033	



SC 150 floor cleaning lance kit

TECHNICAL FEATURES				COMPATIBLE MODELS
IN	bar	Ø	CODE	9046 0064
M22x1,5 M	170	0,95	3301 1502	



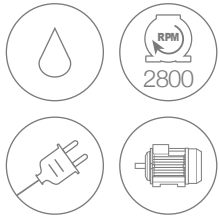
Drain nozzle

TECHNICAL FEATURES				COMPATIBLE MODELS
IN	m	l/min	CODE	9046 0064
M 22x1,5 M	8	6 ÷ 9	3045 0028	



Hose extension kit

TECHNICAL FEATURES				COMPATIBLE MODELS
IN	OUT	m	CODE	9046 0064
M22x1,5 M - Ø15	M22x1,5 F - Ø15	4	3301 1028	
M22x1,5 M - Ø15	M22x1,5 F - Ø15	8	3301 0788	




KL 1680 GOLD PLUS

Ergonomic handle for easy maneuverability



Easy-to-fit accessories



Handle for lifting

FOR MORE INFORMATION



MTP KLR GOLD

Brass pump head



Hose reel at the back



BOX DIMENSION (cm)	40 x 30 x 61
QUANTITY FOR PALLET	24
PALLET DIMENSION (cm)	115 x 95 x 200
N. MACHINES CONTAINER 20'	288
N. MACHINES CONTAINER 40' (40' HQ)	576



Easy handling thanks to two wheels with rubber covering

GENERAL FEATURES

- Vertical structure, designed for maximum ergonomics and ease of use
- Comet pump with three axial pistons arranged vertically with pump at the bottom and an all-metal construction without any plastic used for the structural components
- Induction electrical motor with thermal protection
- Brass pump head
- Motor with copper winding
- EASY START device
- Total Stop system
- Motor thermal protection
- Inlet filter with quick coupling

TECHNICAL FEATURES

CODE	MODELS	PUMP									
			Ph	V	Hz	bar	MPa	l/h	kW	kg	(L x W x H) cm
9046 0500	KL 1680 Gold Plus	KLR Gold	1	230	50	150	15	480	2,3	17	30,8 x 31 x 82

STANDARD EQUIPMENT



GC 251 gun with protection

TECHNICAL FEATURES					COMPATIBLE MODELS
l/min	IN	OUT	bar	CODE	9046 0500
30	G 1/4" M	M22x1,5 F	255	2410 0118	



Lance with adjustable nozzle

TECHNICAL FEATURES				COMPATIBLE MODELS
IN	mm	Ø	CODE	9046 0500
M22x1,5 M	500	Ø28	3301 1355	



Lance with rotating nozzle

TECHNICAL FEATURES				COMPATIBLE MODELS
IN	mm	Ø	CODE	9046 0500
M22x1,5 M	500	Ø28	3301 1091	



Foam lance

TECHNICAL FEATURES				COMPATIBLE MODELS
IN	l/min	lt	CODE	9046 0500
M22x1,5 M	18	0,3	3301 0795	



Delivery hose kit

TECHNICAL FEATURES				COMPATIBLE MODELS
IN	OUT	m	CODE	9046 0500
M22x1,5 F - Ø15	G 1/4" F	8 - R1 1/4"	3208 1300	



Fixed brush

TECHNICAL FEATURES				COMPATIBLE MODELS
IN	bar	l/min	CODE	9046 0500
M22x1,5 M	5	20	1413 0032	

ACCESSORIES



Plastic inlet water filter

TECHNICAL FEATURES				COMPATIBLE MODELS
IN	OUT	mesh	CODE	9046 0500
Ø 15	G 3/4" F	50	1002 0285	



Back-flow Preventer kit BA 10

TECHNICAL FEATURES				COMPATIBLE MODELS
IN	OUT	l/min	CODE	9046 0500
G 3/4" M	G 3/4" M	35	0608 0049	



3/4 garden hose quick couplers

TECHNICAL FEATURES				COMPATIBLE MODELS
IN	OUT	bar	CODE	9046 0500
G 3/4" F	G 3/4" F	10	5002 0024	



GH 281 gun with pressure pregulator + Swivel

TECHNICAL FEATURES					COMPATIBLE MODELS
l/min	IN	OUT	bar	CODE	9046 0500
15	G 1/4" M	M22x1,5F	310	2410 0246	



Sand/Soda blasting lance kit

TECHNICAL FEATURES				COMPATIBLE MODELS
IN	mm	Ø	CODE	9046 0500
M22x1,5 M	300 / 500	Ø35	3301 0801	



Rotating brush

TECHNICAL FEATURES				COMPATIBLE MODELS
IN	bar	l/min	CODE	9046 0500
M22x1,5 M	20	20	1413 0033	



SC 150 floor cleaning lance kit

TECHNICAL FEATURES				COMPATIBLE MODELS
IN	bar	Ø	CODE	9046 0500
M22x1,5 M	170	0,95	3301 1502	



Drain nozzle

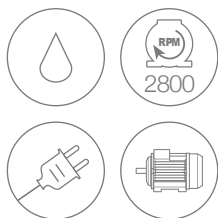
TECHNICAL FEATURES				COMPATIBLE MODELS
IN	m	l/min	CODE	9046 0500
M22x1,5 M	8	6 ÷ 9	3045 0028	



Hose extension kit


TECHNICAL FEATURES				COMPATIBLE MODELS
IN	OUT	m	CODE	9046 0500
M22x1,5 M - Ø15	M22x1,5 F - Ø15	10 - R1 1/4"	3301 1626	





KS GOLD

CLASSIC · EXTRA



Ergonomic handle for easy handling

ON CLASSIC VERSIONS
Without hose reel at the top



ON KS 1700 GOLD EXTRA ONLY
MTP KSR GOLD (Brass pump head)



FOR MORE INFORMATION



BOX DIMENSION (cm)	46 x 37 x 93
QUANTITY FOR PALLET	12
PALLET DIMENSION (cm)	115 x 95 x 200
N. MACHINES CONTAINER 20'	144
N. MACHINES CONTAINER 40' (40' HQ)	288

Easy to handle up and down steps thanks to the big wheels



GENERAL FEATURES

- Comet electrical pump with three axial pistons arranged vertically with pump at the bottom and an all-metal construction without any plastic used for the structural components
- Brass pump head and detergent suction straight from a 1.8 litre capacity tank
- Pressure Gauge
- EASY START device
- Total Stop system
- Manually resettable amperometric protection
- Water filter with quick coupling

TECHNICAL FEATURES

CODE	MODELS	PUMP										
			Ph	V	Hz	bar	MPa	l/h	kW	lt	kg	(L x W x H) cm
9041 0002	KS 1700 Gold Classic	KSR Gold	1	230	50	155	15,5	540	2,7	1,8	17	32 x 38 x 89
9041 0502	KS 1700 Gold Extra	KSR Gold	1	230	50	155	15,5	540	2,7	1,8	19	32 x 38 x 89

STANDARD EQUIPMENT



GC 251 gun with protection

TECHNICAL FEATURES					COMPATIBLE MODELS	
l/min	IN	OUT	bar	CODE	9041 0002	9041 0502
30	G 1/4" M	M22x1,5 F	255	2410 0118		



Bent lance, with adjustable nozzle

TECHNICAL FEATURES				COMPATIBLE MODELS	
IN	mm	Ø	CODE	9041 0002	9041 0502
M22x1,5 M	570	Ø33	3301 1064		



Nozzle, for possible parts replacement

TECHNICAL FEATURES				COMPATIBLE MODELS	
IN	Ø	°C	CODE	9041 0002	9041 0502
M4	Ø33	60	3400 0510		



Bent lance, with rotating nozzle

TECHNICAL FEATURES				COMPATIBLE MODELS	
IN	mm	Ø	CODE	9041 0002	9041 0502
M22x1,5 M	570	Ø33	3301 1052		



Delivery hose kit (with hose reel on extra versions)

TECHNICAL FEATURES				COMPATIBLE MODELS	
IN	OUT	m	CODE	9041 0002	9041 0502
M22x1,5 F - Ø15	G 1/4" F	8	3301 0767		
G 1/4" F	G 1/4" F	10 - R1 1/4"	3301 0794		

ACCESSORIES



Plastic inlet water filter

TECHNICAL FEATURES				COMPATIBLE MODELS	
IN	OUT	mesh	CODE	9041 0002	9041 0502
Ø 15	G 3/4" F	50	1002 0285		



Back-flow Preventer kit BA 10

TECHNICAL FEATURES				COMPATIBLE MODELS	
IN	OUT	l/min	CODE	9041 0002	9041 0502
G 3/4" M	G 3/4" M	35	0608 0049		



3/4 garden hose quick couplers

TECHNICAL FEATURES				COMPATIBLE MODELS	
IN	OUT	bar	CODE	9041 0002	9041 0502
G 3/4" F	G 3/4" F	10	5002 0024		



GH 281 gun with pressure preregulator + Swivel

TECHNICAL FEATURES					COMPATIBLE MODELS	
l/min	IN	OUT	bar	CODE	9041 0002	9041 0502
15	G 1/4" M	M22x1,5F	310	2410 0246		



Bent lance, with rotating nozzle

TECHNICAL FEATURES				COMPATIBLE MODELS	
IN	mm	Ø	CODE	9041 0002	9041 0502
M 22x1,5 M	570	Ø33	3301 1052		



Sand/Soda blasting lance kit

TECHNICAL FEATURES				COMPATIBLE MODELS	
IN	mm	Ø	CODE	9041 0002	9041 0502
M22x1,5 M	300 / 500	Ø35	3301 0801		



Rotating brush

TECHNICAL FEATURES				COMPATIBLE MODELS	
IN	bar	l/min	CODE	9041 0002	9041 0502
M 22x1,5 M	20	20	1413 0033		



Fixed brush

TECHNICAL FEATURES				COMPATIBLE MODELS	
IN	bar	l/min	CODE	9041 0002	9041 0502
M 22x1,5 M	20	20	1413 0032		



SC 150 floor cleaning lance kit

TECHNICAL FEATURES				COMPATIBLE MODELS	
IN	bar	Ø	CODE	9041 0002	9041 0502
M22x1,5 M	170	0,95	3301 1502		



Floor cleaning lance kit

TECHNICAL FEATURES				COMPATIBLE MODELS	
IN	bar	Ø	CODE	9041 0002	9041 0502
M22x1,5 M	210	035	3301 0710		



Drain nozzle

TECHNICAL FEATURES				COMPATIBLE MODELS	
IN	m	l/min	CODE	9041 0002	9041 0502
M22x1,5 M	8	6 ÷ 9	3045 0028		
M22x1,5 M	15	6 ÷ 9	3045 0029		



Rubber delivery hose kit

TECHNICAL FEATURES				COMPATIBLE MODELS	
IN	OUT	m	CODE	9041 0002	9041 0502
M22X1,5 M - Ø15	G 1/4" F	8 - R1 1/4"	3301 0785		



Rubber delivery hose extension kit

TECHNICAL FEATURES				COMPATIBLE MODELS	
IN	OUT	m	CODE	9041 0002	9041 0502
M22X1,5 M - Ø15	M22X1,5 F - Ø15	10 - R1 1/4"	3301 1626		
G 1/4" M	G 1/4" F	10 - R1 1/4"	3301 1124		



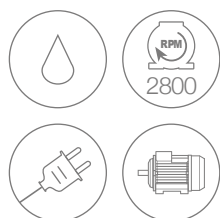
Hose reel kit with rubber delivery hose

TECHNICAL FEATURES				COMPATIBLE MODELS	
Hose type	m	OUT	CODE	9041 0002	9041 0502
R1 1/4"	10	G 1/4" F	7002 0265		



Suction hose with quick coupling

TECHNICAL FEATURES				COMPATIBLE MODELS	
IN	OUT	m	CODE	9041 0002	9041 0502
13	19	2,5	3208 0783		




KT GOLD

CLASSIC · EXTRA

Ergonomic handle for easy maneuverability



Additional handle for lifting the high-pressure cleaner



MTP KTR GOLD

Brass pump head



ON EXTRA VERSIONS

With hose reel



Handy lance and gun storage



FOR MORE INFORMATION



BOX DIMENSION (cm)	47 x 36 x 69
QUANTITY FOR PALLET	18
PALLET DIMENSION (cm)	110 x 95 x 221
N. MACHINES CONTAINER 20'	216
N. MACHINES CONTAINER 40' (40' HQ)	432



Easy handling thanks to the two big wheels (250 mm Ø)

GENERAL FEATURES

- Hose reel (Extra only) located at the bottom of the high-pressure water cleaner guaranteeing exceptional stability also when in use
- Low-pressure detergent suction from the internal tank
- Detergent suction kit from an external tank (on request)
- Power cable storage rear compartment
- Comet electrical pump with three axial pistons arranged

vertically with pump at the bottom and an all-metal construction without any plastic used for the structural components

- Pump with brass head on all models
- EASY START device
- Total Stop system
- Motor thermal protection

TECHNICAL FEATURES

CODE	MODELS	PUMP	Ph V Hz			bar MPa		MAX I/h	MAX kW	It	kg	(L x W x H) cm
			Ph	V	Hz	bar	MPa	I/h	kW	It	kg	(L x W x H) cm
9053 0005	KT 1750 Gold Classic	KTR Gold	1	230	50	150	15	510	2,4	1	22	40 x 41 x 91
9053 0001	KT 1800 Gold Classic	KTR Gold	1	230	50	160	16	550	2,7	1	22	40 x 41 x 91
9053 0003	KT 1900 Gold Classic	KTR Gold	1	230	50	160	16	600	2,9	1	22	40 x 41 x 91
9053 0006	KT 1750 Gold Extra	KTR Gold	1	230	50	150	15	510	2,4	1	25	40 x 41 x 91
9053 0002	KT 1800 Gold Extra	KTR Gold	1	230	50	160	16	550	2,7	1	25	40 x 41 x 91
9053 0004	KT 1900 Gold Extra	KTR Gold	1	230	50	160	16	600	2,9	1	25	40 x 41 x 91

STANDARD EQUIPMENT



GC 251 gun with protection

TECHNICAL FEATURES					COMPATIBLE MODELS					
I/min	IN	OUT	bar	CODE	9053 0005	9053 0001	9053 0003	9053 0006	9053 0002	9053 0004
30	G 1/4" M	M22x1,5 F	255	2410 0118						



Bent lance, with adjustable nozzle

TECHNICAL FEATURES				COMPATIBLE MODELS					
IN	mm	Ø	CODE	9053 0005	9053 0001	9053 0003	9053 0006	9053 0002	9053 0004
M22x1,5 M	570	028	3301 0933						
M22x1,5 M	570	033	3301 1064						
M22x1,5 M	570	035	3301 1016						



Nozzle, for possible parts replacement

TECHNICAL FEATURES				COMPATIBLE MODELS					
IN	Ø	°C	CODE	9053 0005	9053 0001	9053 0003	9053 0006	9053 0002	9053 0004
M4	028	60	3400 0508						
M4	033	60	3400 0510						
M4	035	60	3400 0512						



Bent lance, with rotating nozzle

TECHNICAL FEATURES				COMPATIBLE MODELS					
IN	mm	Ø	CODE	9053 0005	9053 0001	9053 0003	9053 0006	9053 0002	9053 0004
M22x1,5 M	570	028	3301 1151						
M22x1,5 M	570	033	3301 1052						



Fixed brush

TECHNICAL FEATURES				COMPATIBLE MODELS					
IN	bar	I/min	CODE	9053 0005	9053 0001	9053 0003	9053 0006	9053 0002	9053 0004
M 22x1,5 M	5	20	1413 0032						



Rubber hose with metal reinforcement

TECHNICAL FEATURES				COMPATIBLE MODELS					
IN	OUT	m	CODE	9053 0005	9053 0001	9053 0003	9053 0006	9053 0002	9053 0004
M22x1,5 F - Ø15	G 1/4" F	8 - R1 1/4"	3301 0612						
M22x1,5 F - Ø15	G 1/4" F	8 - R1 5/16"	3301 1218						
G 3/8" F	G 1/4" F	12 - R1 5/16"	3301 1134						

ACCESSORIES



Plastic inlet water filter

TECHNICAL FEATURES				COMPATIBLE MODELS					
IN	OUT	mesh	CODE	9053 0005	9053 0001	9053 0003	9053 0006	9053 0002	9053 0004
Ø 15	G 3/4" F	50	1002 0285						



Back-flow Preventer kit BA 10

TECHNICAL FEATURES				COMPATIBLE MODELS					
IN	OUT	l/min	CODE	9053 0005	9053 0001	9053 0003	9053 0006	9053 0002	9053 0004
G 3/4" M	G 3/4" M	35	0608 0049						



3/4 garden hose quick couplers

TECHNICAL FEATURES				COMPATIBLE MODELS					
IN	OUT	bar	CODE	9053 0005	9053 0001	9053 0003	9053 0006	9053 0002	9053 0004
G 3/4" F	G 3/4" F	10	5002 0024						



GH 281 gun with pressure pregulator + Swivel

TECHNICAL FEATURES					COMPATIBLE MODELS					
l/min	IN	OUT	bar	CODE	9053 0005	9053 0001	9053 0003	9053 0006	9053 0002	9053 0004
15	G 1/4" M	M22x1,5F	310	2410 0246						



Bent lance, with rotating nozzle

TECHNICAL FEATURES				COMPATIBLE MODELS					
IN	mm	Ø	CODE	9053 0005	9053 0001	9053 0003	9053 0006	9053 0002	9053 0004
M22x1,5 M	570	028	3301 1151						
M22x1,5 M	570	033	3301 1052						



Sand/Soda blasting lance kit

TECHNICAL FEATURES				COMPATIBLE MODELS					
IN	mm	Ø	CODE	9053 0005	9053 0001	9053 0003	9053 0006	9053 0002	9053 0004
M22x1,5 M	300 / 500	035	3301 0801						



Rotating brush

TECHNICAL FEATURES				COMPATIBLE MODELS					
IN	bar	l/min	CODE	9053 0005	9053 0001	9053 0003	9053 0006	9053 0002	9053 0004
M22x1,5 M	20	20	1413 0033						



Fixed brush

TECHNICAL FEATURES				COMPATIBLE MODELS					
IN	bar	l/min	CODE	9053 0005	9053 0001	9053 0003	9053 0006	9053 0002	9053 0004
M22x1,5 M	20	20	1413 0032						



SC 150 floor cleaning lance kit

TECHNICAL FEATURES				COMPATIBLE MODELS					
IN	bar	Ø	CODE	9053 0005	9053 0001	9053 0003	9053 0006	9053 0002	9053 0004
M22x1,5 M	170	0,95	3301 1502						



Floor cleaning lance kit SC 155

TECHNICAL FEATURES				COMPATIBLE MODELS					
IN	bar	Ø	CODE	9053 0005	9053 0001	9053 0003	9053 0006	9053 0002	9053 0004
M22x1,5 M	210	035	3301 0710						



Drain nozzle

TECHNICAL FEATURES				COMPATIBLE MODELS					
IN	m	l/min	CODE	9053 0005	9053 0001	9053 0003	9053 0006	9053 0002	9053 0004
M22x1,5 M	8	6 ÷ 9	3045 0028						
M22x1,5 M	15	6 ÷ 9	3045 0029						
M22x1,5 M	25	6 ÷ 9	3045 0034						



Rubber delivery hose extension kit

TECHNICAL FEATURES				COMPATIBLE MODELS					
IN	OUT	m	CODE	9053 0005	9053 0001	9053 0003	9053 0006	9053 0002	9053 0004
M22x1,5 M	M22x1,5 F	10 - R1 1/4"	3301 1626						



Hose reel kit with rubber delivery hose 12 m

TECHNICAL FEATURES				COMPATIBLE MODELS					
Hose type	m	OUT	CODE	9053 0005	9053 0001	9053 0003	9053 0006	9053 0002	9053 0004
R1-5/16"	12	G 1/4" F	7002 0292						



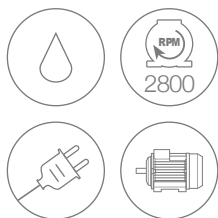
Suction hose with quick coupling

TECHNICAL FEATURES				COMPATIBLE MODELS					
IN	OUT	m	CODE	9053 0005	9053 0001	9053 0003	9053 0006	9053 0002	9053 0004
Ø 13	Ø 19	2,5	3208 0783						




Adjustable detergent-suction kit

				COMPATIBLE MODELS					
CODE				9053 0005	9053 0001	9053 0003	9053 0006	9053 0002	9053 0004
3312 0014									



KSX GOLD

CLASSIC · EXTRA · PLUS



FOR MORE INFORMATION



KSX GOLD CLASSIC

BOX DIMENSION (cm)	39 x 39 x 71
QUANTITY FOR PALLET	18
PALLET DIMENSION (cm)	120 x 80 x 225
N. MACHINES CONTAINER 20'	198
N. MACHINES CONTAINER 40' (40' HQ)	414

KSX GOLD EXTRA - PLUS

BOX DIMENSION (cm)	43 x 101 x 42
QUANTITY FOR PALLET	8
PALLET DIMENSION (cm)	120 x 100 x 180
N. MACHINES CONTAINER 20'	80
N. MACHINES CONTAINER 40' (40' HQ)	176



Ergonomic handle for easy maneuverability

Wheels (Ø 200 mm) with steel axle



ON CLASSIC VERSIONS
Without hose reel at the top



Motorpumps with brass head and stainless steel pistons. Bolt-on valve on KXR

MTP PT03 GOLD · KSX 1850



MTP KXR GOLD · KSX 1950



Detergent tank with externally visible level



GENERAL FEATURES

- Sturdy injection-moulded plastic casing
- Handy lance and gun storage
- Handle with supports for the power cable and delivery hose
- Easy maintenance by simply removing the front casing
- Wheels Ø 200 mm to easy movement up and down steps and over uneven ground
- Detergent tank with level visible from the outside
- Low-pressure detergent suction
- PT03 motorpump with brass head and stainless steel pistons (on KSX 1850)
- KXR motorpump with brass head, stainless steel pistons and bolt-on professional unloader valve (on KSX 1950)
- 2-pole motor (2800 rpm)
- Total Stop system
- EASY START device
- On/off rotary switch
- Motor thermal protection

TECHNICAL FEATURES

CODE	MODELS	PUMP										
			Ph	V	Hz	bar	MPa	l/h	kW	lt	kg	(L x W x H) cm
9074 0001	KSX 1850 Gold Classic	PT03	1	230	50	160	16	510	2,5	1	23	35 x 40 x 96
9074 0101	KSX 1850 Gold Extra	PT03	1	230	50	160	16	510	2,5	1	25	35 x 40 x 96
9074 0002	KSX 1950 Gold Classic	KXR	1	230	50	180	18	564	2,8	1	28	35 x 40 x 96
9074 0102	KSX 1950 Gold Extra	KXR	1	230	50	180	18	564	2,8	1	30	35 x 40 x 96
9074 0103	KSX 1950 Gold Plus	KXR	1	230	50	180	18	564	2,8	1	30	35 x 40 x 96

STANDARD EQUIPMENT



GC 201 gun with protection



GH 281 gun with pressure regulator + Swivel



Bent lance, with adjustable nozzle



Nozzle, for possible parts replacement



Bent lance, with rotating nozzle



Rubber delivery hose kit (hose reel on Extra versions)

TECHNICAL FEATURES					COMPATIBLE MODELS				
l/min	IN	OUT	bar	CODE	9074 0001	9074 0101	9074 0002	9074 0102	9074 0103
30	G 1/4" M	M22x1,5 F	207	2410 0302					

TECHNICAL FEATURES					COMPATIBLE MODELS				
l/min	IN	OUT	bar	CODE	9074 0001	9074 0101	9074 0002	9074 0102	9074 0103
15	G 1/4" M	M22x1,5 F	310	2410 0246					

TECHNICAL FEATURES				COMPATIBLE MODELS				
IN	mm	Ø	CODE	9074 0001	9074 0101	9074 0002	9074 0102	9074 0103
M22x1,5 M	570	030	3301 0920					
M22x1,5 M	570	033	3301 1064					
M22x1,5 M	570	035	3301 1674					

TECHNICAL FEATURES				COMPATIBLE MODELS				
IN	Ø	°C	CODE	9074 0001	9074 0101	9074 0002	9074 0102	9074 0103
M4	030	60	3400 0343					
M4	033	60	3400 0497					
M4	035	60	3400 0501					

TECHNICAL FEATURES				COMPATIBLE MODELS				
IN	mm	Ø	CODE	9074 0001	9074 0101	9074 0002	9074 0102	9074 0103
M22x1,5 M	570	033	3301 1052					
M22x1,5 M	570	037	3301 1024					
M22x1,5 M	570	037	3301 1675					

TECHNICAL FEATURES				COMPATIBLE MODELS				
IN	OUT	m	CODE	9074 0001	9074 0101	9074 0002	9074 0102	9074 0103
M22x1,5 F - Ø15	G 1/4" F	10 - R1 1/4"	3301 1614					
G 3/8" F	G 1/4" F	10 - R1 1/4"	3208 1016					

STANDARD EQUIPMENT



Plastic inlet water filter

TECHNICAL FEATURES				COMPATIBLE MODELS				
IN	OUT	mesh	CODE	9074 0001	9074 0101	9074 0002	9074 0102	9074 0103
Ø 15	G 3/4" F	50	1002 0285					

ACCESSORIES



Back-flow Preventer kit BA 10

TECHNICAL FEATURES				COMPATIBLE MODELS				
IN	OUT	l/min	CODE	9074 0001	9074 0101	9074 0002	9074 0102	9074 0103
G 3/4" M	G 3/4" M	35	0608 0049					



3/4 garden hose quick couplers

TECHNICAL FEATURES				COMPATIBLE MODELS				
IN	OUT	bar	CODE	9074 0001	9074 0101	9074 0002	9074 0102	9074 0103
G 3/4" F	G 3/4" F	10	5002 0024					



GH 281 gun with pressure preregulator + Swivel

TECHNICAL FEATURES					COMPATIBLE MODELS				
l/min	IN	OUT	bar	CODE	9074 0001	9074 0101	9074 0002	9074 0102	9074 0103
15	G 1/4" M	M22x1,5F	310	2410 0246					



Bent lance, with rotating nozzle

TECHNICAL FEATURES				COMPATIBLE MODELS				
IN	mm	Ø	CODE	9074 0001	9074 0101	9074 0002	9074 0102	9074 0103
M22x1,5 M	570	Ø33	3301 1052					
M22x1,5 M	570	Ø37	3301 1024					



Sand/Soda blasting lance kit

TECHNICAL FEATURES				COMPATIBLE MODELS				
IN	mm	Ø	CODE	9074 0001	9074 0101	9074 0002	9074 0102	9074 0103
M22x1,5	300 / 500	Ø35	3301 0801					



Rotating brush

TECHNICAL FEATURES				COMPATIBLE MODELS				
IN	bar	l/min	CODE	9074 0001	9074 0101	9074 0002	9074 0102	9074 0103
M22x1,5 M	20	20	1413 0033					



Fixed brush

TECHNICAL FEATURES				COMPATIBLE MODELS				
IN	bar	l/min	CODE	9074 0001	9074 0101	9074 0002	9074 0102	9074 0103
M22x1,5 M	20	20	1413 0032					



SC 150 floor cleaning lance kit

TECHNICAL FEATURES				COMPATIBLE MODELS				
IN	bar	Ø	CODE	9074 0001	9074 0101	9074 0002	9074 0102	9074 0103
M22x1,5 M	170	Ø95	3301 1502					



Floor cleaning lance kit SC 155

TECHNICAL FEATURES				COMPATIBLE MODELS				
IN	bar	Ø	CODE	9074 0001	9074 0101	9074 0002	9074 0102	9074 0103
M22x1,5 M	210	Ø35	3301 0710					



Drain nozzle

TECHNICAL FEATURES				COMPATIBLE MODELS				
IN	m	l/min	CODE	9074 0001	9074 0101	9074 0002	9074 0102	9074 0103
M22x1,5 M	8	6 ÷ 9	3045 0028					
M22x1,5 M	15	6 ÷ 9	3045 0029					



Rubber delivery hose extension kit

TECHNICAL FEATURES				COMPATIBLE MODELS				
IN	OUT	m	CODE	9074 0001	9074 0101	9074 0002	9074 0102	9074 0103
M22x1,5 M - Ø15	M22x1,5 F - Ø15	10 - R1 1/4"	3301 1626					
G 1/4" M	G 1/4" F	10 - R1 1/4"	3301 1124					



Suction hose with quick coupling

TECHNICAL FEATURES				COMPATIBLE MODELS				
IN	OUT	m	CODE	9074 0001	9074 0101	9074 0002	9074 0102	9074 0103
Ø 13	Ø 19	2,5	3208 0783					





BLUE SERIES STATIC • PORTABLE

EXTREMELY COMPACT AND EASY TO HANDLE
AND USE



Domestic cleaning of
bikes, motorcycles, cars



Cleaning of walls, gates,
facades, windows, garages,
washing of ceramic tiles



Ordinary cleaning and
maintenance of small
boats




Maintenance and
cleaning of roof and
gutters



Swimming pools
cleaning, also areas that
could be hard



Cleaning of stables and
work equipment for the
agricultural sector



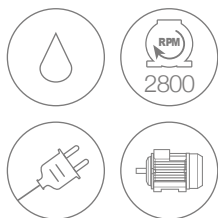
Cleaning of courtyards, stairs,
paths and washing of outdoor
furniture or wooden surfaces




Washing of motor vehicles,
heavy vehicles, trucks, work
equipment

● Only the models:

ETM PRO, K 250 STATIC,
K PREMIUM PICK-UP



KR PORTABLE



Ergonomic handle for practical use

Ergonomic design

MTP PT 03
Aluminum pump head



FOR MORE INFORMATION




BOX DIMENSION (cm)	40 x 24 x 33
QUANTITY FOR PALLET	60
PALLET DIMENSION (cm)	120 x 80 x 210
N. MACHINES CONTAINER 20'	660
N. MACHINES CONTAINER 40' (40' HQ)	1440



Frontal inlet with filter for connection to the water mains

REGULATING NOZZLE



FOAM NOZZLE



OPTIONAL
ROTATING NOZZLE



GENERAL FEATURES

- Horizontal structure, designed for maximum ergonomics and ease of use thanks to the ergonomic handle
- PT03 pump with three axial pistons arranged vertically with pump at the bottom and an all-metal construction without any plastic used for the structural components
- Induction electrical motor with thermal protection
- Aluminum pump head
- EASY START device
- Total Stop system
- Water filter with quick coupling

TECHNICAL FEATURES

CODE	MODELS	PUMP									
			Ph	V	Hz	bar	psi	l/h	kW	kg	(L x W x H) cm
9068 0501	KR Portable	MTP PT 03	1	230	50/60	120	2030	360	1,8	12	28 x 36 x 18

STANDARD EQUIPMENT



S09 gun with protection

TECHNICAL FEATURES					COMPATIBLE MODELS
l/min	IN	OUT	bar	CODE	9068 0501
15	Coget F	Baionette quick coupling - F	180	2410 0239	



S12 lance without nozzle head

TECHNICAL FEATURES				COMPATIBLE MODELS
IN	OUT	mm	CODE	9068 0501
Baionette quick coupling - M	Coget	425	3301 1501	



Pin / fan adjustable nozzle

TECHNICAL FEATURES				COMPATIBLE MODELS
IN	Ø	°C	CODE	9068 0501
Coget	1,0	60	3217 0338	



Foam nozzle

TECHNICAL FEATURES				COMPATIBLE MODELS
IN	l/min	°C	CODE	9068 0501
Coget	15	40	3410 0390	



Delivery hose kit

TECHNICAL FEATURES				COMPATIBLE MODELS
IN	OUT	m	CODE	9068 0501
M22x1,5 F - Ø15	Coget M	6	3208 1343	



Plastic inlet water filter

TECHNICAL FEATURES				COMPATIBLE MODELS
IN	OUT	mesh	CODE	9068 0501
Ø 15	G 3/4" F	50	1002 0285	

ACCESSORIES



Back-flow Preventer kit BA 10

TECHNICAL FEATURES				COMPATIBLE MODELS
IN	OUT	l/min	CODE	9068 0501
G 3/4" M	G 3/4" M	35	0608 0049	



3/4 garden hose quick couplers

TECHNICAL FEATURES				COMPATIBLE MODELS
IN	OUT	bar	CODE	9068 0501
G 3/4" F	G 3/4" F	10	5002 0024	



Rotating nozzle head

TECHNICAL FEATURES				COMPATIBLE MODELS
IN	Ø	°C	CODE	9068 0501
Coget	1,025	60	3217 0349	



Fixed brush

TECHNICAL FEATURES				COMPATIBLE MODELS
IN	bar	l/min	CODE	9068 0501
Baionette quick coupling - M	20	20	1413 0057	



Rotating brush

TECHNICAL FEATURES				COMPATIBLE MODELS
IN	bar	l/min	CODE	9068 0501
Baionette quick coupling - M	20	20	1413 0059	



SC 145 floor cleaning lance

TECHNICAL FEATURES				COMPATIBLE MODELS
IN	bar	Ø	CODE	9068 0501
Baionette quick coupling - M	130	1,2	3301 1503	



Drain nozzle

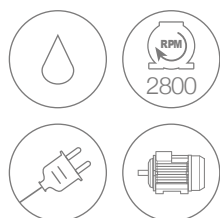
TECHNICAL FEATURES				COMPATIBLE MODELS
IN	m	l/min	CODE	9068 0501
Baionette quick coupling - M	6	6 ÷ 9	3045 0072	
Baionette quick coupling - M	10	6 ÷ 9	3045 0061	
Baionette quick coupling - M	15	6 ÷ 9	3045 0073	



Hose extension kit


TECHNICAL FEATURES				COMPATIBLE MODELS
IN	OUT	m	CODE	9068 0501
M22x1,5 M - Ø15	M22x1,5 F - Ø15	6	3301 1505	





STATIC GOLD

CLASSIC · EXTRA



DUAL USE
Permanently fixed on the wall. Easily removable and to move to wherever



Hose reel with 10 or 20 meter high pressure hose



FOR MORE INFORMATION



MTP KTR GOLD

Brass pump head that withstands pressure and is corrosion resistant



Accessory rack supplied with the high-pressure cleaner



BOX DIMENSION (cm)	56 x 30 x 60
QUANTITY FOR PALLET	18
PALLET DIMENSION (cm)	110 x 95 x 200
N. MACHINES CONTAINER 20'	216
N. MACHINES CONTAINER 40' (40' HQ)	432

GENERAL FEATURES

- Sturdy structure with tubular frame for wall mounting
- Equipped with a quick wall coupling system with safety lock
- Handy support for housing all the accessories
- Standard hose reel with rubber delivery hose
- Water inlet with cartridge filter
- Comet electrical pump with three axial pistons arranged

- horizontally with pump at the bottom and an all-metal construction without any plastic used for the structural components
- Pump with brass head on all models
- EASY START device
- Total Stop system
- Motor thermal protection

TECHNICAL FEATURES

CODE	MODELS	PUMP									
			Ph	V	Hz	bar	MPa	l/h	kW	kg	(L x W x H) cm
9052 0001	STATIC 1700 Classic Gold	KTR Gold	1	230	50	150	15	510	2,4	20	50 x 26 x 60
9052 0008	STATIC 1900 Classic Gold	KTR Gold	1	230	50	160	16	600	2,9	21	50 x 26 x 60
9052 0002	STATIC 1700 Extra Gold	KTR Gold	1	230	50	150	15	510	2,4	22	50 x 26 x 60
9052 0015	STATIC 1700 Extra Gold with blue food-industry hose	KTR Gold	1	230	50	150	15	510	2,4	22	50 x 26 x 60
9052 0009	STATIC 1900 Extra Gold	KTR Gold	1	230	50	160	16	600	2,9	23	50 x 26 x 60

STANDARD EQUIPMENT



GC 251 gun with protection

TECHNICAL FEATURES					COMPATIBLE MODELS				
l/min	IN	OUT	bar	CODE	9052 0001	9052 0008	9052 0002	9052 0015	9052 0009
30	G 1/4" M	M22x1,5 F	255	2410 0118					



Bent lance, with adjustable nozzle

TECHNICAL FEATURES				COMPATIBLE MODELS				
IN	mm	Ø	CODE	9052 0001	9052 0008	9052 0002	9052 0015	9052 0009
M22x1,5 M	570	025	3301 1054					
M22x1,5 M	570	035	3301 1016					



Nozzle, for possible parts replacement

TECHNICAL FEATURES				COMPATIBLE MODELS				
IN	Ø	°C	CODE	9052 0001	9052 0008	9052 0002	9052 0015	9052 0009
M4	025	60	3400 0506					
M4	035	60	3400 0512					



Bent lance, with rotating nozzle

TECHNICAL FEATURES				COMPATIBLE MODELS				
IN	mm	Ø	CODE	9052 0001	9052 0008	9052 0002	9052 0015	9052 0009
M22x1,5 M	570	028	3301 1151					
M22x1,5 M	570	033	3301 1052					



Foam lance

TECHNICAL FEATURES				COMPATIBLE MODELS				
IN	l/min	lt	CODE	9052 0001	9052 0008	9052 0002	9052 0015	9052 0009
M22x1,5 M	18	1	3301 1127					



Delivery hose kit

TECHNICAL FEATURES				COMPATIBLE MODELS				
IN	OUT	m	CODE	9052 0001	9052 0008	9052 0002	9052 0015	9052 0009
G 1/4" F	G 1/4" F	10 - R1 1/4"	3301 0689					
G 1/4" F	G 1/4" F	20 - R1 1/4" BLU	3301 1185					
G 1/4" F	G 1/4" F	20 - R1 1/4"	3301 1102					



Rotating brush

TECHNICAL FEATURES				COMPATIBLE MODELS				
IN	bar	l/min	CODE	9052 0001	9052 0008	9052 0002	9052 0015	9052 0009
M22x1,5 M	20	20	1413 0033					

STANDARD EQUIPMENT



Rack for accessory

CODE	COMPATIBLE MODELS				
	9052 0001	9052 0008	9052 0002	9052 0015	9052 0009
3002 0688					

ACCESSORIES



Plastic inlet water filter

TECHNICAL FEATURES				COMPATIBLE MODELS				
IN	OUT	mesh	CODE	9052 0001	9052 0008	9052 0002	9052 0015	9052 0009
Ø 15	G 3/4" F	50	1002 0285					



Back-flow Preventer kit BA 10

TECHNICAL FEATURES				COMPATIBLE MODELS				
IN	OUT	l/min	CODE	9052 0001	9052 0008	9052 0002	9052 0015	9052 0009
G 3/4" M	G 3/4" M	35	0608 0049					



3/4 garden hose quick couplers

TECHNICAL FEATURES				COMPATIBLE MODELS				
IN	OUT	bar	CODE	9052 0001	9052 0008	9052 0002	9052 0015	9052 0009
G 3/4" F	G 3/4" F	10	5002 0024					



GH 281 gun with pressure preregulator + Swivel

TECHNICAL FEATURES					COMPATIBLE MODELS				
l/min	IN	OUT	bar	CODE	9052 0001	9052 0008	9052 0002	9052 0015	9052 0009
15	G 1/4" M	M22x1,5F	310	2410 0246					



Bent lance, with rotating nozzle

TECHNICAL FEATURES				COMPATIBLE MODELS				
IN	mm	Ø	CODE	9052 0001	9052 0008	9052 0002	9052 0015	9052 0009
M22x1,5 M	570	028	3301 1151					
M22x1,5 M	570	033	3301 1052					



Sand/Soda blasting lance kit

TECHNICAL FEATURES				COMPATIBLE MODELS				
IN	mm	Ø	CODE	9052 0001	9052 0008	9052 0002	9052 0015	9052 0009
M22x1,5 M	300 / 500	035	3301 0801					



Rotating brush

TECHNICAL FEATURES				COMPATIBLE MODELS				
IN	bar	l/min	CODE	9052 0001	9052 0008	9052 0002	9052 0015	9052 0009
M22x1,5 M	20	20	1413 0033					



Fixed brush

TECHNICAL FEATURES				COMPATIBLE MODELS				
IN	bar	l/min	CODE	9052 0001	9052 0008	9052 0002	9052 0015	9052 0009
M22x1,5 M	20	20	1413 0032					



SC 150 floor cleaning lance kit

TECHNICAL FEATURES				COMPATIBLE MODELS				
IN	bar	Ø	CODE	9052 0001	9052 0008	9052 0002	9052 0015	9052 0009
M22x1,5 M	170	0,95	3301 1502					



Floor cleaning lance kit SC 155

TECHNICAL FEATURES				COMPATIBLE MODELS				
IN	bar	Ø	CODE	9052 0001	9052 0008	9052 0002	9052 0015	9052 0009
M22x1,5 M	210	035	3301 0710					



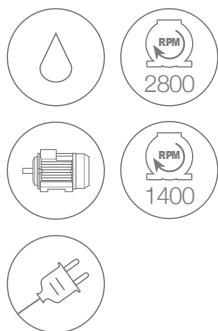
Drain nozzle

TECHNICAL FEATURES				COMPATIBLE MODELS				
IN	m	l/min	CODE	9052 0001	9052 0008	9052 0002	9052 0015	9052 0009
M22x1,5 M	8	6 ÷ 9	3045 0028					
M22x1,5 M	15	6 ÷ 9	3045 0029					



Rubber delivery hose extension kit

TECHNICAL FEATURES				COMPATIBLE MODELS				
IN	OUT	m	CODE	9052 0001	9052 0008	9052 0002	9052 0015	9052 0009
G 1/4" M	G 1/4" F	10 - R1 1/4"	3301 1124					



SELF-PRIMING PUMPS



ETM

X · PRO



Pressure regulating knob with anti-tampering device



LW-K 250

PRO VERSIONS

Pump with 3 integral ceramic pistons. Oil sight glass. Brass pump heads

FOR MORE INFORMATION



BOX DIMENSION (cm)	53 x 36 x 45
QUANTITY FOR PALLET	20
PALLET DIMENSION (cm)	110 x 95 x 200
N. MACHINES CONTAINER 20'	240
N. MACHINES CONTAINER 40' (40' HQ)	480

GXR

X VERSIONS

Comet electrical pump with three axial pistons arranged vertically with pump at the bottom and an all-metal construction without any plastic used for the structural components



GENERAL FEATURES

- Easy to transport thanks to a practical top grip and anti-vibration supports
- Induction 2-pole motor (2800 rpm) on ETM 150 X model
- 4-pole motor (1400 rpm) on ETM 150 PRO model
- Built-in professional unloader valve with ejector
- EASY START device
- Total Stop system
- Rotary switch
- Motor thermal protection

TECHNICAL FEATURES

CODE	MODELS	PUMP														
			Ph	V	Hz	bar	MPa	bar	MPa	l/h	HP	kW	kW	kg	(L x W x H) cm	
9055 0016	ETM 150 X	GXR	1	230	50	150	15	30 ÷ 135	3 ÷ 13,5	280 ÷ 600	3,0	2,2	2,9	25	26 x 47 x 37	
9055 0011	ETM 150 PRO	LW-K 250	1	230	50	150	15	30 ÷ 135	3 ÷ 13,5	280 ÷ 600	3,0	2,2	2,9	35	26 x 47 x 37	

STANDARD EQUIPMENT



GC 201 gun with protection



GC 251 gun with protection



Bent lance, with adjustable nozzle



M4 stainless steel nozzle



Bent lance with detergent head, without nozzle



Fan shape nozzle



Rubber delivery hose kit



Plastic inlet water filter

TECHNICAL FEATURES					COMPATIBLE MODELS	
l/min	IN	OUT	bar	CODE	9055 0016	9055 0011
30	G 1/4" M	M22x1,5 F	207	2410 0302		

TECHNICAL FEATURES					COMPATIBLE MODELS	
l/min	IN	OUT	bar	CODE	9055 0016	9055 0011
30	G 3/8" M	M22x1,5 F	255	2410 0120		

TECHNICAL FEATURES				COMPATIBLE MODELS	
IN	mm	Ø	CODE	9055 0016	9055 0011
M22x1,5 M	570	033	3301 1064		

TECHNICAL FEATURES				COMPATIBLE MODELS	
IN	Ø	°C	CODE	9055 0016	9055 0011
M4	033	60	3400 0497		

TECHNICAL FEATURES				COMPATIBLE MODELS	
IN	OUT	mm	CODE	9055 0016	9055 0011
M22x1,5 M	1/4" NPT F	570	3301 1052		

TECHNICAL FEATURES				COMPATIBLE MODELS	
IN	Ø		CODE	9055 0016	9055 0011
1/4" NPT M	040	15	3400 0690		

TECHNICAL FEATURES				COMPATIBLE MODELS	
IN	OUT	m	CODE	9055 0016	9055 0011
M22x1,5 F - Ø14	G 1/4" F	10 - R1 1/4"	3301 1637		
M22x1,5 F - Ø14	G 1/4" F	10 - R1 1/4"	3208 1050		

TECHNICAL FEATURES				COMPATIBLE MODELS	
IN	OUT	mesh	CODE	9055 0016	9055 0011
Ø 15	G 3/4" F	50	1002 0285		

ACCESSORIES



Back-flow Preventer kit BA 10

TECHNICAL FEATURES				COMPATIBLE MODELS	
IN	OUT	l/min	CODE	9055 0016	9055 0011
G 3/4" M	G 3/4" M	35	0608 0049		



3/4 garden hose quick couplers

TECHNICAL FEATURES				COMPATIBLE MODELS	
IN	OUT	bar	CODE	9055 0016	9055 0011
G 3/4" F	G 3/4" F	10	5002 0024		



GH 281 gun with pressure preregulator + Swivel

TECHNICAL FEATURES					COMPATIBLE MODELS	
l/min	IN	OUT	bar	CODE	9055 0016	9055 0011
15	G 3/8" M	M22x1,5F	310	2410 0227		



Bent lance, with rotating nozzle

TECHNICAL FEATURES				COMPATIBLE MODELS	
IN	mm	Ø	CODE	9055 0016	9055 0011
M22x1,5 M	570	033	3301 1052		
M22x1,5 M	570	037	3301 1024		



Sand/Soda blasting lance kit

TECHNICAL FEATURES				COMPATIBLE MODELS	
IN	mm	Ø	CODE	9055 0016	9055 0011
M22x1,5 M	300 / 500	035	3301 0801		



Rotating brush

TECHNICAL FEATURES				COMPATIBLE MODELS	
IN	bar	l/min	CODE	9055 0016	9055 0011
M22x1,5 M	20	20	1413 0033		



Fixed brush

TECHNICAL FEATURES				COMPATIBLE MODELS	
IN	bar	l/min	CODE	9055 0016	9055 0011
M22x1,5 M	20	20	1413 0032		



Foam lance, with regulator

TECHNICAL FEATURES				COMPATIBLE MODELS	
IN	l/min	lt	CODE	9055 0016	9055 0011
M22x1,5 M	20	1	3301 0766		



Sand/Soda blasting lance kit

TECHNICAL FEATURES				COMPATIBLE MODELS	
IN	mm	Ø	CODE	9055 0016	9055 0011
M22x1,5 M	435 / 500	040	3301 0772		



Rotating brush

TECHNICAL FEATURES				COMPATIBLE MODELS	
IN	bar	l/min	CODE	9055 0016	9055 0011
M22x1,5 M	20	20	1413 0033		



SC 150 floor cleaning lance kit

TECHNICAL FEATURES				COMPATIBLE MODELS	
IN	bar	Ø	CODE	9055 0016	9055 0011
M22x1,5 M	170	0,95	3301 1502		



Floor cleaning lance kit SC 155

TECHNICAL FEATURES				COMPATIBLE MODELS	
IN	bar	Ø	CODE	9055 0016	9055 0011
M22x1,5 M	210	035	3301 0710		



Spiral suction hose kit

TECHNICAL FEATURES				COMPATIBLE MODELS	
IN	OUT	m	CODE	9055 0016	9055 0011
Ø 18	Ø 23	8	3299 0019		



Suction hose kit with quick coupling

TECHNICAL FEATURES				COMPATIBLE MODELS	
IN	OUT	bar	CODE	9055 0016	9055 0011
-	-	1	2803 3387		



Drain nozzle

TECHNICAL FEATURES				COMPATIBLE MODELS	
IN	m	l/min	CODE	9055 0016	9055 0011
M22x1,5 M	25	10 ÷ 15	3045 0041		

Trolley kit

			COMPATIBLE MODELS	
CODE			9055 0016	9055 0011
3302 0256				



K 250 STATIC

HOT WATER SEALS

SELF-PRIMING PUMPS



LW-K 250

COMET LW-K type pump with 3 integral ceramic pistons. Oil sight glass. Brass pump heads



Pressure regulating knob with anti-tampering device

FOR MORE INFORMATION



BOX DIMENSION (cm)	56 x 42 x 60
QUANTITY FOR PALLET	8
PALLET DIMENSION (cm)	115 x 95 x 160
N. MACHINES CONTAINER 20'	96
N. MACHINES CONTAINER 40' (40' HQ)	192

DUAL USE

Floor and wall installation



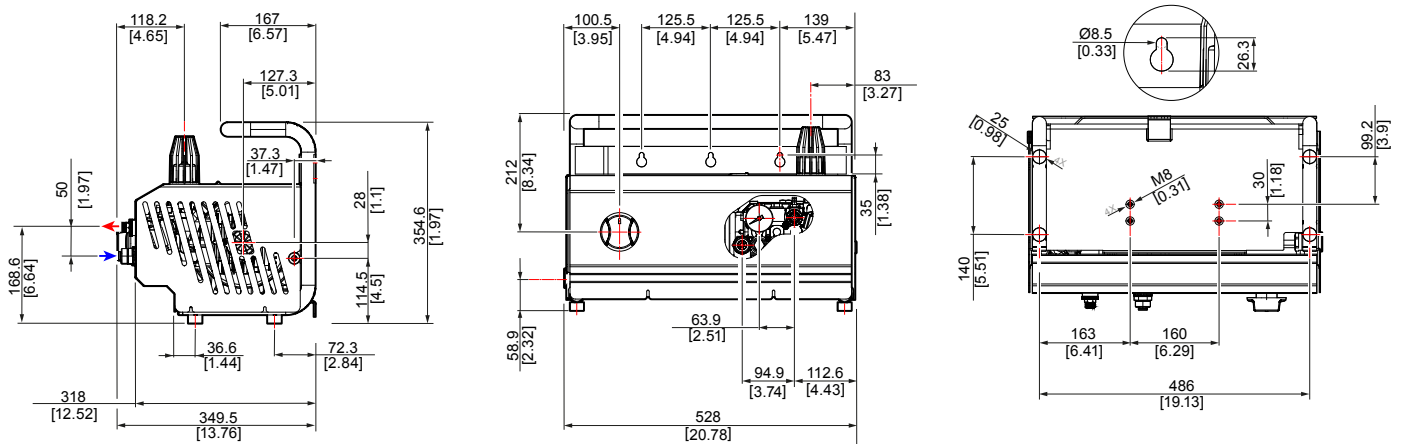
GENERAL FEATURES

- Wall fixing or stationary use configuration
- Sturdy stainless steel casing
- Easy maintenance by simply removing the casing
- Low-pressure detergent suction
- Pressure gauge
- **Self-priming** LW-K 250 Comet pump with hot water seals
- 4-pole motor (1400 rpm) well oversized and protected with paint
- Built-in professional unloader valve
- Total Stop
- EASY START device on single-phase models
- Rotary switch
- Motor thermal protection

TECHNICAL FEATURES

CODE	MODELS	PUMP	Ph V Hz			MAX		WORK		WORK		WORK			kg	(L x W x H) cm
			bar	MPa	bar	MPa	l/h	HP	kW	kW						
9057 2001	K 250 Static 10/150 M	LW-K 250	1	230	50	150	15	30÷135	3÷13,5	280 ÷ 600	3,0	2,2	2,9	40	55 x 35 x 35	
9057 2003	K 250 Static 12/130 M	LW-K 250	1	230	50	130	13	30÷115	3÷11,5	360 ÷ 720	3,0	2,2	2,9	40	55 x 35 x 35	
9057 2002	K 250 Static 15/170 T	LW-K 250	3	400	50	170	17	30÷160	3÷16	390 ÷ 900	5,5	4,0	5,0	40	55 x 35 x 35	

TECHNICAL DRAWING



- INLET: G3/4" - M
- ← OUTLET: quick coupling

STANDARD EQUIPMENT



GH 301 gun with swivel

TECHNICAL FEATURES					COMPATIBLE MODELS		
l/min	IN	OUT	bar	CODE	9057 2001	9057 2003	9057 2002
45	G 3/8" M	M22x1,5 F	310	2410 0182			



Bent lance with detergent head, without nozzle

TECHNICAL FEATURES				COMPATIBLE MODELS		
IN	OUT	mm	CODE	9057 2001	9057 2003	9057 2002
M22x1,5 M	1/4" NPT F	570	3301 0935			



Fan shape nozzle

TECHNICAL FEATURES				COMPATIBLE MODELS		
IN	Ø		CODE	9057 2001	9057 2003	9057 2002
1/4" NPT M	035	15	3400 0677			
1/4" NPT M	045	15	3400 0698			
1/4" NPT M	050	15	3400 0704			



Rubber delivery hose kit

TECHNICAL FEATURES				COMPATIBLE MODELS		
IN	OUT	m	CODE	9057 2001	9057 2003	9057 2002
G 3/8" F	G 3/8" F	10 - R1 1/4"	3208 1279			

STANDARD EQUIPMENT



Delivery hose's quick coupling

TECHNICAL FEATURES				COMPATIBLE MODELS		
IN	OUT	Ø	CODE	9057 2001	9057 2003	9057 2002
M22x1,5 F - Ø14	G 3/8" M	14	1407 0042			



Ejector kit

TECHNICAL FEATURES				COMPATIBLE MODELS		
IN	OUT	Ø	CODE	9057 2001	9057 2003	9057 2002
M22x1,5 F - Ø14	M22x1,5 M - Ø14	1,8	3410 0381			

ACCESSORIES



Plastic inlet water filter

TECHNICAL FEATURES				COMPATIBLE MODELS		
IN	OUT	mesh	CODE	9057 2001	9057 2003	9057 2002
Ø 15	G 3/4" F	50	1002 0285			



Back-flow Preventer kit BA 10

TECHNICAL FEATURES				COMPATIBLE MODELS		
IN	OUT	l/min	CODE	9057 2001	9057 2003	9057 2002
G 3/4" M	G 3/4" M	35	0608 0049			



3/4 garden hose quick couplers

TECHNICAL FEATURES				COMPATIBLE MODELS		
IN	OUT	bar	CODE	9057 2001	9057 2003	9057 2002
G 3/4" F	G 3/4" F	10	5002 0024			



GH 281 gun with pressure pregulator + Swivel

TECHNICAL FEATURES					COMPATIBLE MODELS		
l/min	IN	OUT	bar	CODE	9057 2001	9057 2003	9057 2002
15	G 3/8" M	M22x1,5F	310	2410 0227			



Bent lance, with rotating nozzle

TECHNICAL FEATURES				COMPATIBLE MODELS		
IN	mm	Ø	CODE	9057 2001	9057 2003	9057 2002
M22x1,5 M	560	035	3301 0781			
M22x1,5 M	560	045	3301 0782			
M22x1,5 M	560	050	3301 0893			



Bent lance with adjustable jet

TECHNICAL FEATURES				COMPATIBLE MODELS		
IN	mm	Ø	CODE	9057 2001	9057 2003	9057 2002
M22x1,5 M	700	035	3301 0907			
M22x1,5 M	700	045	3301 0911			
M22x1,5 M	700	050	3301 0913			



Sand/Soda blasting lance kit

TECHNICAL FEATURES				COMPATIBLE MODELS		
IN	mm	Ø	CODE	9057 2001	9057 2003	9057 2002
M22x1,5 M	435 / 500	030	3301 0771			
M22x1,5 M	435 / 500	040	3301 0772			



Rotating brush

TECHNICAL FEATURES				COMPATIBLE MODELS		
IN	bar	l/min	CODE	9057 2001	9057 2003	9057 2002
M22x1,5 M	20	20	1413 0029			



Foam lance, with regulator

TECHNICAL FEATURES				COMPATIBLE MODELS		
IN	l/min	°C	CODE	9057 2001	9057 2003	9057 2002
M22x1,5 M	20	60	3301 0766			



Floor cleaning lance kit SC 155

TECHNICAL FEATURES				COMPATIBLE MODELS		
IN	bar	Ø	CODE	9057 2001	9057 2003	9057 2002
M22x1,5 M	210	Ø35	3301 0710			



Drain nozzle

TECHNICAL FEATURES				COMPATIBLE MODELS		
IN	m	l/min	CODE	9057 2001	9057 2003	9057 2002
M22x1,5 M	25	10 ÷ 15	3045 0041			



Double barrel lance, without nozzles

TECHNICAL FEATURES				COMPATIBLE MODELS		
IN	OUT	mm	CODE	9057 2001	9057 2003	9057 2002
M22x1,5 M	2x1/4 NPT F	700	3301 0941			



Detergent nozzle for double barrel lance

TECHNICAL FEATURES				COMPATIBLE MODELS		
IN	Ø		CODE	9057 2001	9057 2003	9057 2002
1/4" NPT M	60	50	3400 0391			



Spiral suction hose kit

TECHNICAL FEATURES				COMPATIBLE MODELS		
IN	OUT	m	CODE	9057 2001	9057 2003	9057 2002
Ø 18	Ø 23	8	3299 0019			



Suction hose kit with quick coupling

TECHNICAL FEATURES				COMPATIBLE MODELS		
IN	OUT	bar	CODE	9057 2001	9057 2003	9057 2002
-	-	10	2803 3387			



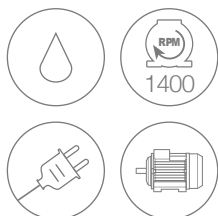
Rubber delivery hose extension kit

TECHNICAL FEATURES				COMPATIBLE MODELS		
IN	OUT	m	CODE	9057 2001	9057 2003	9057 2002
M22x1,5 M - Ø14	M22x1,5 F - Ø14	8 - R1 1/4"	3301 1156			



Hose reel kit with rubber hose

TECHNICAL FEATURES				COMPATIBLE MODELS		
Hose type	m	OUT	CODE	9057 2001	9057 2003	9057 2002
R1-1/4"	15	G 3/8" F	7002 0399			
R1-5/16"	20	G 3/8" F	7002 0400			



K PREMIUM PICK-UP

PREMIUM

TSR

SELF-PRIMING PUMPS



Pressure unloader valve with a large and practical knob



Comet RW Premium pump with 3 integral ceramic pistons and brass pump head



Pump with two oil sight glasses and external level viewer

FOR MORE INFORMATION



BOX DIMENSION (cm)	79 x 50 x 71
QUANTITY FOR PALLET	6
PALLET DIMENSION (cm)	100 x 80 x 220
N. MACHINES CONTAINER 20'	84
N. MACHINES CONTAINER 40' (40' HQ)	168

PICK-UP

Configuration for stationary use. Practical built-in steel handles



STATIC KIT

Configuration for fixed washing points. Wall application kit with tubular structure and hose reel



GENERAL FEATURES

- Easy maintenance by simply removing the front casing and taking the electrical pump unit out
- Big wheels (220 mm ø); easy to handle also up and down steps and over uneven ground
- Extractable 3.5 litre detergent tank with level that can be seen externally. Fitted with filter, adjustment knob and an external tank suction system
- Pump with two oil sight glasses, with level visible from the outside and brass pump head
- 4-pole motor (1400 rpm) with double bearing, well oversized and protected with paint
- Banjo professional pressure unloader valve
- Delayed Total Stop
- Rotary switch
- Electrical panel with contactor and thermal relay
- Motor thermal protection

TECHNICAL FEATURES

CODE	MODELS	PUMP														
			Ph	V	Hz	bar	MPa	bar	MPa	l/h	HP	kW	kW	lt	kg	(L x W x H) cm
9050 0513	K Premium Pick-up 6.13 T	RW	3	400	50	190	19	30÷180	3÷18	320 ÷ 780	6,0	4,4	5,5	3,5	55	62 x 47 x 51
9050 0514	K Premium Pick-up 6.15 T	RW	3	400	50	170	17	30÷160	3÷16	390 ÷ 900	6,0	4,4	5,5	3,5	55	62 x 47 x 51
9050 0515	K Premium Pick-up 8.15 T	RW	3	400	50	210	21	30÷200	3÷20	350 ÷ 900	7,5	5,5	6,6	3,5	55	62 x 47 x 51
9050 0540	K Premium Pick-up 8.21 T	RW	3	400	50	160	16	30÷150	3÷15	560 ÷ 1260	7,5	5,5	6,9	3,5	55	62 x 47 x 51
9050 0528	K Premium Pick-up 9.15 T	RW	3	400	50	230	23	30÷220	3÷22	330 ÷ 900	9,0	6,6	7,3	3,5	55	62 x 47 x 51
9050 0519	K Premium Pick-up 9.21 T	RW	3	400	50	180	18	30÷170	3÷17	530 ÷ 1260	9,0	6,6	7,5	3,5	55	62 x 47 x 51

STANDARD EQUIPMENT



GH 401 gun with Swivel (n.2 o-ring)

TECHNICAL FEATURES					COMPATIBLE MODELS					
l/min	IN	OUT	bar	CODE	9050 0513	9050 0514	9050 0515	9050 0540	9050 0528	9050 0519
40	G 3/8" M	M22x1,5F long	400	2410 0277						



Bent lance with detergent head, without nozzle

TECHNICAL FEATURES				COMPATIBLE MODELS					
IN	OUT	mm	CODE	9050 0513	9050 0514	9050 0515	9050 0540	9050 0528	9050 0519
M22x1,5 M	1/4" NPT F	800	3301 0976						



Fan shape nozzle

TECHNICAL FEATURES				COMPATIBLE MODELS					
IN	Ø		CODE	9050 0513	9050 0514	9050 0515	9050 0540	9050 0528	9050 0519
1/4" NPT M	040	25	3400 0702						
1/4" NPT M	045	25	3400 0703						
1/4" NPT M	055	25	3400 0707						
1/4" NPT M	075	25	3400 0713						
1/4" NPT M	080	25	3400 0714						



Rubber delivery hose kit

TECHNICAL FEATURES				COMPATIBLE MODELS					
IN	OUT	m	CODE	9050 0513	9050 0514	9050 0515	9050 0540	9050 0528	9050 0519
M22x1,5 F - Ø14	G 3/8" F	10 - R1 5/16"	3301 0987						
M22x1,5 F - Ø14	G 3/8" F	10 - R2 5/16"	3301 0776						

ACCESSORIES



Back-flow Preventer kit BA 10

TECHNICAL FEATURES				COMPATIBLE MODELS					
IN	OUT	l/min	CODE	9050 0513	9050 0514	9050 0515	9050 0540	9050 0528	9050 0519
G 3/4" M	G 3/4" M	35	0608 0049						



3/4 garden hose quick couplers

TECHNICAL FEATURES				COMPATIBLE MODELS					
IN	OUT	bar	CODE	9050 0513	9050 0514	9050 0515	9050 0540	9050 0528	9050 0519
G 3/4" F	G 3/4" F	10	5002 0024						



GH 401 gun with fixed lance (1100mm), with detergent head, without nozzle, with Swivel

TECHNICAL FEATURES					COMPATIBLE MODELS					
l/min	IN	OUT	bar	CODE	9050 0513	9050 0514	9050 0515	9050 0540	9050 0528	9050 0519
40	G 3/8" M	G 1/4" F	400	2410 0126						



GH 401 gun with revolving lance (1100mm), with detergent head, without nozzle, with Swivel

TECHNICAL FEATURES					COMPATIBLE MODELS					
l/min	IN	OUT	bar	CODE	9050 0513	9050 0514	9050 0515	9050 0540	9050 0528	9050 0519
40	G 3/8" M	G 1/4" F	400	2410 0124						



Bent lance, with rotating nozzle

TECHNICAL FEATURES				COMPATIBLE MODELS					
IN	mm	Ø	CODE	9050 0513	9050 0514	9050 0515	9050 0540	9050 0528	9050 0519
M22x1,5 M	560	040	3301 0777						
M22x1,5 M	560	045	3301 0782						
M22x1,5 M	560	055	3301 0895						
M22x1,5 M	560	080	3301 1003						



Double barrel lance, without nozzles

TECHNICAL FEATURES				COMPATIBLE MODELS					
IN	OUT	mm	CODE	9050 0513	9050 0514	9050 0515	9050 0540	9050 0528	9050 0519
M22x1,5 M	2x1/4 NPT F	700	3301 0941						



Detergent nozzle for double barrel lance

TECHNICAL FEATURES				COMPATIBLE MODELS					
IN	Ø		CODE	9050 0513	9050 0514	9050 0515	9050 0540	9050 0528	9050 0519
1/4" NPT M	60	50	3400 0391						



Sand/Soda blasting lance kit

TECHNICAL FEATURES				COMPATIBLE MODELS					
IN	mm	Ø	CODE	9050 0513	9050 0514	9050 0515	9050 0540	9050 0528	9050 0519
M22x1,5 M	435 / 500	040	3301 0772						
M22x1,5 M	435 / 500	080	3301 0972						



Professional Sand/Soda blasting lance kit

TECHNICAL FEATURES				COMPATIBLE MODELS					
IN	mm	Ø	CODE	9050 0513	9050 0514	9050 0515	9050 0540	9050 0528	9050 0519
M22x1,5 M	580 / 700	055	3301 0864						
M22x1,5 M	580 / 700	090	3301 0865						



Rotating brush

TECHNICAL FEATURES				COMPATIBLE MODELS					
IN	bar	l/min	CODE	9050 0513	9050 0514	9050 0515	9050 0540	9050 0528	9050 0519
M22x1,5 M	20	20	1413 0030						



Bent lance with adjustable jet

TECHNICAL FEATURES				COMPATIBLE MODELS					
IN	mm	Ø	CODE	9050 0513	9050 0514	9050 0515	9050 0540	9050 0528	9050 0519
M22x1,5 M	700	040	3301 0909						
M22x1,5 M	700	045	3301 0911						
M22x1,5 M	700	055	3301 0915						
M22x1,5 M	700	080	3301 1087						



Foam lance, with regulator

TECHNICAL FEATURES				COMPATIBLE MODELS					
IN	l/min	lt	CODE	9050 0513	9050 0514	9050 0515	9050 0540	9050 0528	9050 0519
M22x1,5 M	20	1	3301 0901						



Drain nozzle

TECHNICAL FEATURES				COMPATIBLE MODELS					
IN	m	l/min	CODE	9050 0513	9050 0514	9050 0515	9050 0540	9050 0528	9050 0519
M22x1,5 M	25	10 ÷ 15	3045 0041						
M22x1,5 M	25	16 ÷ 29	3045 0036						



Rubber delivery hose extension kit

TECHNICAL FEATURES				COMPATIBLE MODELS					
IN	OUT	m	CODE	9050 0513	9050 0514	9050 0515	9050 0540	9050 0528	9050 0519
M22x1,5 F - Ø14	M22x1,5 M - Ø14	10 - R1 5/16"	3301 0774						
M22x1,5 F - Ø14	M22x1,5 M - Ø14	10 - R2 5/16"	3301 0985						



Hose reel kit

TECHNICAL FEATURES				COMPATIBLE MODELS					
Hose type	m	OUT	CODE	9050 0513	9050 0514	9050 0515	9050 0540	9050 0528	9050 0519
R1-5/16"	10	G 3/8" F	7002 0281						
R2-3/8"	10	G 3/8" F	7002 0287						



Spiral suction hose kit

TECHNICAL FEATURES				COMPATIBLE MODELS					
IN	OUT	m	CODE	9050 0513	9050 0514	9050 0515	9050 0540	9050 0528	9050 0519
Ø 18	Ø 23	8	3299 0019						



Static kit complete with on-wall mounting frame with hose reel

TECHNICAL FEATURES				COMPATIBLE MODELS					
Hose type	m	OUT	CODE	9050 0513	9050 0514	9050 0515	9050 0540	9050 0528	9050 0519
R1-5/16"	20	G 3/8" F	5018 0077						
R2-5/16" BLU	20	G 3/8" F	5018 0116						



Static kit complete with on-wall mounting frame with automatic hose reel AV1100 ST/ST

TECHNICAL FEATURES				COMPATIBLE MODELS					
Hose type	m	OUT	CODE	9050 0513	9050 0514	9050 0515	9050 0540	9050 0528	9050 0519
R2-5/16" BLU	20	G 3/8" F	5018 0105						

Mobile kit complete with internal metal frame, handle and wheel kit

				COMPATIBLE MODELS					
			CODE	9050 0513	9050 0514	9050 0515	9050 0540	9050 0528	9050 0519
			5018 0079						



Foot valve

TECHNICAL FEATURES				COMPATIBLE MODELS					
IN	OUT	bar	CODE	9050 0513	9050 0514	9050 0515	9050 0540	9050 0528	9050 0519
G 3/8" M	M 22x1,5 F	280	0608 0097						






BLUE SERIES PROFESSIONAL

PROFESSIONAL MODELS THAT ENSURE
TOP-LEVEL PERFORMANCE



Swimming pools cleaning, also
areas that could be hard



Cleaning of courtyards, stairs, paths and washing
of outdoor furniture or wooden surfaces



Cleaning of walls, gates, facades,
windows, garages, washing of
ceramic tiles



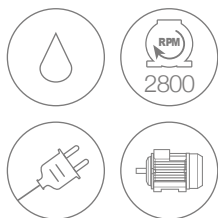
Maintenance and cleaning
of roof and gutters



Cleaning of stables and work equipment
for the agricultural sector



Washing of motor vehicles, heavy
vehicles, trucks, work equipment



K 200

CLASSIC · EXTRA

Ergonomic handle for easy maneuverability



ON CLASSIC VERSIONS
Without hose reel at the top

SELF-PRIMING PUMPS



FOR MORE INFORMATION



Motorpump with brass head and stainless steel pistons (GXR) or ceramic pistons (AXR) with valve and pressure gauge



K 200 CLASSIC

BOX DIMENSION (cm)	52 x 43 x 69
QUANTITY FOR PALLET	12
PALLET DIMENSION (cm)	110 x 95 x 215
N. MACHINES CONTAINER 20'	144
N. MACHINES CONTAINER 40' (40' HQ)	288

K 200 EXTRA

BOX DIMENSION (cm)	52 x 43 x 100
QUANTITY FOR PALLET	8
PALLET DIMENSION (cm)	110 x 95 x 210
N. MACHINES CONTAINER 20'	96
N. MACHINES CONTAINER 40' (40' HQ)	192



Can be used vertically or orizzontally



Removable detergent tank with externally visible level



GENERAL FEATURES

- Sturdy injection-moulded plastic casing
- Handy lance and gun storage
- Handle with supports for the power cable and delivery hose
- Easy maintenance by simply removing the front casing
- Big wheels (220 mm Ø) for easy movement up and down steps and over uneven ground
- Removable detergent tank with level visible from the outside
- Regulated low-pressure detergent suction with filter
- GXR motorpump with brass head and stainless steel pistons (monophase models); AXR motorpump with brass head and ceramic pistons (three-phase models)
- 2-pole motor (2800 rpm)
- Built-in professional unloader valve + pressure gauge
- Total Stop system
- **Self-priming** pumps with EASY START device
- Rotary switch
- Motor thermal protection

TECHNICAL FEATURES

CODE	MODELS	PUMP	Ph V Hz			bar MPa		bar MPa		l/h		HP kW		kW	lt	kg	(L x W x H) cm
			Ph	V	Hz	bar	MPa	bar	MPa	l/h	HP	kW					
9057 0500	K 200 10/150 M Classic	GXR	1	230	50	150	15	30÷135	3÷13,5	280 ÷ 600	3,0	2,2	2,9	3,5	37	54 x 44 x 68	
9057 0501	K 200 10/150 M Extra	GXR	1	230	50	150	15	30÷135	3÷13,5	280 ÷ 600	3,0	2,2	2,9	3,5	47	54 x 44 x 99	
9057 0504	K 200 12/130 M Classic	GXR	1	230	50	130	13	30÷115	3÷11,5	360 ÷ 720	3,0	2,2	2,9	3,5	37	54 x 44 x 68	
9057 0505	K 200 12/130 M Extra	GXR	1	230	50	130	13	30÷115	3÷11,5	360 ÷ 720	3,0	2,2	2,9	3,5	47	54 x 44 x 99	
9057 0506	K 200 12/200 T Classic	AXR	3	400	50	200	20	30÷190	3÷19	290 ÷ 720	5,0	3,7	4,3	3,5	40	54 x 44 x 68	
9057 0507	K 200 12/200 T Extra	AXR	3	400	50	200	20	30÷190	3÷19	290 ÷ 720	5,0	3,7	4,3	3,5	50	54 x 44 x 99	

STANDARD EQUIPMENT



GC 201 gun with protection

TECHNICAL FEATURES					COMPATIBLE MODELS					
l/min	IN	OUT	bar	CODE	9057 0500	9057 0501	9057 0504	9057 0505	9057 0506	9057 0507
30	G 1/4" M	M22x1,5 F	207	2410 0302						
30	G 3/8" M	M22x1,5 F	207	2410 0327						



GC 251 gun with protection

TECHNICAL FEATURES					COMPATIBLE MODELS					
l/min	IN	OUT	bar	CODE	9057 0500	9057 0501	9057 0504	9057 0505	9057 0506	9057 0507
30	G 3/8" M	M22x1,5 F	255	2410 0120						



Bent lance, with adjustable nozzle

TECHNICAL FEATURES				COMPATIBLE MODELS					
l/min	IN	Ø	CODE	9057 0500	9057 0501	9057 0504	9057 0505	9057 0506	9057 0507
30	M22x1,5 M	033	3301 1064						
30	M22x1,5 M	05	3301 1284						



M4 stainless steel nozzle

TECHNICAL FEATURES				COMPATIBLE MODELS					
IN	Ø	°C	CODE	9057 0500	9057 0501	9057 0504	9057 0505	9057 0506	9057 0507
M4	033	60	3400 0497						
M4	05	60	3400 0797						



Bent lance with detergent head

TECHNICAL FEATURES				COMPATIBLE MODELS					
IN	OUT	mm	CODE	9057 0500	9057 0501	9057 0504	9057 0505	9057 0506	9057 0507
M22x1,5 M	1/4" NPT F	570	3301 0935						



Fan shape nozzle

TECHNICAL FEATURES				COMPATIBLE MODELS					
IN	Ø		CODE	9057 0500	9057 0501	9057 0504	9057 0505	9057 0506	9057 0507
1/4" NPT M	033	15	3400 0712						



Lance with rotating nozzle

TECHNICAL FEATURES				COMPATIBLE MODELS					
IN	mm	Ø	CODE	9057 0500	9057 0501	9057 0504	9057 0505	9057 0506	9057 0507
M22x1,5 M	570	033	3301 1052						

STANDARD EQUIPMENT



Lance with rotating nozzle

TECHNICAL FEATURES				COMPATIBLE MODELS					
IN	mm	Ø	CODE	9057 0500	9057 0501	9057 0504	9057 0505	9057 0506	9057 0507
M22x1,5 M	560	035	3301 0781						
M22x1,5 M	560	050	3301 0893						



Rubber delivery hose kit

TECHNICAL FEATURES				COMPATIBLE MODELS					
IN	OUT	m	CODE	9057 0500	9057 0501	9057 0504	9057 0505	9057 0506	9057 0507
M22x1,5 F - Ø14	G 1/4" F	10-R1 1/4"	3301 1637						
M22x1,5 F - Ø14	G 3/8" F	10-R1 1/4"	3208 1050						
G 3/8" F	G 3/8" F	15-R1 1/4"	3208 0971						



Plastic inlet water filter

TECHNICAL FEATURES				COMPATIBLE MODELS					
IN	OUT	mesh	CODE	9057 0500	9057 0501	9057 0504	9057 0505	9057 0506	9057 0507
Ø15	G 3/4" F	50	1002 0285						

ACCESSORIES



Back-flow Preventer kit BA 10

TECHNICAL FEATURES				COMPATIBLE MODELS					
IN	OUT	l/min	CODE	9057 0500	9057 0501	9057 0504	9057 0505	9057 0506	9057 0507
G 3/4" M	G 3/4" M	35	0608 0049						



3/4 garden hose quick couplers

TECHNICAL FEATURES				COMPATIBLE MODELS					
IN	OUT	bar	CODE	9057 0500	9057 0501	9057 0504	9057 0505	9057 0506	9057 0507
G 3/4" F	G 3/4" F	10	5002 0024						



GH 281 gun with pressure preregulator + Swivel

TECHNICAL FEATURES					COMPATIBLE MODELS					
l/min	IN	OUT	bar	CODE	9057 0500	9057 0501	9057 0504	9057 0505	9057 0506	9057 0507
15	G 1/4" M	M22x1,5 F	310	2410 0225						
15	G 3/8" M	M22x1,5 F	310	2410 0227						



Bent lance with rotating nozzle

TECHNICAL FEATURES				COMPATIBLE MODELS					
IN	mm	Ø	CODE	9057 0500	9057 0501	9057 0504	9057 0505	9057 0506	9057 0507
M22x1,5 M	570	033	3301 1052						



Lance with rotating nozzle

TECHNICAL FEATURES				COMPATIBLE MODELS					
IN	mm	Ø	CODE	9057 0500	9057 0501	9057 0504	9057 0505	9057 0506	9057 0507
M22x1,5 M	560	035	3301 0781						
M22x1,5 M	560	050	3301 0893						



Bent lance with detergent head, without nozzle

TECHNICAL FEATURES				COMPATIBLE MODELS					
IN	OUT	mm	CODE	9057 0500	9057 0501	9057 0504	9057 0505	9057 0506	9057 0507
M22x1,5 M	1/4" NPT F	570	3301 0935						



Sand/Soda blasting lance kit

TECHNICAL FEATURES				COMPATIBLE MODELS					
IN	mm	Ø	CODE	9057 0500	9057 0501	9057 0504	9057 0505	9057 0506	9057 0507
M22x1,5 M	500	040	3301 0772						



Fan shape nozzle 1/4" MEG connection

TECHNICAL FEATURES				COMPATIBLE MODELS					
IN	Ø		CODE	9057 0500	9057 0501	9057 0504	9057 0505	9057 0506	9057 0507
1/4" NPT M	033	15	3400 0712						
1/4" NPT M	050	25	3400 0705						



Rotating brush

TECHNICAL FEATURES				COMPATIBLE MODELS					
IN	bar	l/min	CODE	9057 0500	9057 0501	9057 0504	9057 0505	9057 0506	9057 0507
M22x1,5 M	30	20	1413 0029						



Foam lance, with regulator

TECHNICAL FEATURES				COMPATIBLE MODELS					
IN	l/min	°C	CODE	9057 0500	9057 0501	9057 0504	9057 0505	9057 0506	9057 0507
M22x1,5 M	20	60	3301 0766						



SC 150 floor cleaning lance kit

TECHNICAL FEATURES				COMPATIBLE MODELS					
IN	bar	Ø	CODE	9057 0500	9057 0501	9057 0504	9057 0505	9057 0506	9057 0507
M22x1,5 M	170	0,95	3301 1502						



Floor cleaning lance kit SC 155

TECHNICAL FEATURES				COMPATIBLE MODELS					
IN	bar	Ø	CODE	9057 0500	9057 0501	9057 0504	9057 0505	9057 0506	9057 0507
M22x1,5 M	210	035	3301 0710						



Drain nozzle

TECHNICAL FEATURES				COMPATIBLE MODELS					
IN	m	l/min	CODE	9057 0500	9057 0501	9057 0504	9057 0505	9057 0506	9057 0507
M22x1,5 M	25	10 ÷ 15	3045 0041						



Double barrel lance, without nozzles

TECHNICAL FEATURES				COMPATIBLE MODELS					
IN	OUT	mm	CODE	9057 0500	9057 0501	9057 0504	9057 0505	9057 0506	9057 0507
M22x1,5 M	2x1/4 NPT F	700	3301 0941						



Detergent nozzle for double barrel lance

TECHNICAL FEATURES				COMPATIBLE MODELS					
IN	Ø		CODE	9057 0500	9057 0501	9057 0504	9057 0505	9057 0506	9057 0507
1/4" NPT M	60	50	3400 0391						



Spiral suction hose kit

TECHNICAL FEATURES				COMPATIBLE MODELS					
IN	OUT	m	CODE	9057 0500	9057 0501	9057 0504	9057 0505	9057 0506	9057 0507
Ø 18	Ø 23	8	3299 0019						



Suction hose kit with quick coupling

TECHNICAL FEATURES				COMPATIBLE MODELS					
IN	OUT	bar	CODE	9057 0500	9057 0501	9057 0504	9057 0505	9057 0506	9057 0507
-	-	10	2803 3387						



Rubber delivery hose extension kit

TECHNICAL FEATURES				COMPATIBLE MODELS					
IN	OUT	m	CODE	9057 0500	9057 0501	9057 0504	9057 0505	9057 0506	9057 0507
M22x1,5 F - Ø14	M22x1,5 F - Ø14	8 - R1 1/4"	3301 0769						



K 250

CLASSIC · EXTRA

Ergonomic handle for easy maneuverability



ON CLASSIC VERSIONS
Without hose reel at the top

TSR

SELF-PRIMING PUMPS



FOR MORE INFORMATION



Pump with 3 integral ceramic pistons. Oil sight glass. Brass pump heads



Removable detergent tank with externally visible level



K 250 CLASSIC

BOX DIMENSION (cm)	52 x 43 x 69
QUANTITY FOR PALLET	12
PALLET DIMENSION (cm)	110 x 95 x 215
N. MACHINES CONTAINER 20'	144
N. MACHINES CONTAINER 40' (40' HQ)	288

K 250 EXTRA

BOX DIMENSION (cm)	52 x 43 x 100
QUANTITY FOR PALLET	8
PALLET DIMENSION (cm)	110 x 95 x 210
N. MACHINES CONTAINER 20'	96
N. MACHINES CONTAINER 40' (40' HQ)	192



Can be used vertically or orizzontally



GENERAL FEATURES

- Sturdy injection-moulded plastic casing
- Handy lance and gun storage
- Handle with supports for the power cable and delivery hose
- Easy maintenance by simply removing the front casing
- Big wheels (Ø 210 mm) for easy movement up and down steps and over uneven ground
- Removable detergent tank with level visible from the outside
- Regulated low-pressure detergent suction with filter
- Pressure gauge
- 4-pole motor (1400 rpm) well oversized and protected with paint
- Built-in professional unloader valve
- Delayed Total Stop
- **Self-priming** pumps with EASY START device on single-phase models
- Rotary switch
- Motor thermal protection

TECHNICAL FEATURES

CODE	MODELS	PUMP	Ph V Hz			MAX bar MPa		WORK bar MPa		WORK l/h	HP kW	kW	lit	kg	(L x W x H) cm	
			Ph	V	Hz	bar	MPa	bar	MPa	l/h	HP	kW	kW	lit	kg	(L x W x H) cm
9057 0102	K 250 10/150 M Cl.	LW-K 250	1	230	50	150	15	30÷135	3÷13,5	280÷600	3,0	2,2	2,9	3,5	40	54 x 44 x 68
9057 0101	K 250 10/150 M Ex.	LW-K 250	1	230	50	150	15	30÷135	3÷13,5	280÷600	3,0	2,2	2,9	3,5	40	54 x 44 x 68
9057 0104	K 250 12/130 M Cl.	LW-K 250	1	230	50	130	13	30÷115	3÷11,5	360÷720	3,0	2,2	2,9	3,5	40	54 x 44 x 68
9057 0103	K 250 12/130 M Ex.	LW-K 250	1	230	50	130	13	30÷115	3÷11,5	360÷720	3,0	2,2	2,9	3,5	50	54 x 44 x 68
9057 0106	● K 250 11/160 M Cl.	LW-K 250	1	230	50	160	16	30÷145	3÷14,5	300÷660	3,5	2,6	3,3	3,5	40	54 x 44 x 68
9057 0105	● K 250 11/160 M Ex.	LW-K 250	1	230	50	160	16	30÷145	3÷14,5	300÷660	3,5	2,6	3,3	3,5	50	54 x 44 x 68
9057 0108	K 250 13/190 T Cl.	LW-K 250	3	400	50	190	19	30÷180	3÷18	330÷780	5,5	4,0	5,0	3,5	40	54 x 44 x 68
9057 0107	K 250 13/190 T Ex.	LW-K 250	3	400	50	190	19	30÷180	3÷18	320÷780	5,5	4,0	5,0	3,5	50	54 x 44 x 68
9057 0110	K 250 15/170 T Cl.	LW-K 250	3	400	50	170	17	30÷160	3÷16	300÷900	5,5	4,0	5,0	3,5	40	54 x 44 x 68
9057 0109	K 250 15/170 T Ex.	LW-K 250	3	400	50	170	17	30÷160	3÷16	390÷900	5,5	4,0	5,0	3,5	50	54 x 44 x 68
9057 0112	K 250 11/210 T Cl.	LW-K 250	3	400	50	210	21	30÷200	3÷20	260÷660	5,5	4,0	5,0	3,5	40	54 x 44 x 68
9057 0111	K 250 11/210 T Ex.	LW-K 250	3	400	50	210	21	30÷200	3÷20	260÷660	5,5	4,0	5,0	3,5	50	54 x 44 x 68

● Requires 4 kW single-phase electricity supply

STANDARD EQUIPMENT



GC 251 gun with protection

TECHNICAL FEATURES					COMPATIBLE MODELS											
l/min	IN	OUT	bar	CODE	9057 0102	9057 0101	9057 0104	9057 0103	9057 0106	9057 0105	9057 0108	9057 0107	9057 0110	9057 0109	9057 0112	9057 0111
30	G 3/8" M	M22x1,5 F	255	2410 0120												



GH 281 gun with pressure preregulator + Swivel

TECHNICAL FEATURES					COMPATIBLE MODELS											
l/min	IN	OUT	bar	CODE	9057 0102	9057 0101	9057 0104	9057 0103	9057 0106	9057 0105	9057 0108	9057 0107	9057 0110	9057 0109	9057 0112	9057 0111
15	G 3/8" M	M22x1,5 F	310	2410 0227												



Bent lance with detergent head, with nozzle

TECHNICAL FEATURES				COMPATIBLE MODELS											
IN	OUT	mm	CODE	9057 0102	9057 0101	9057 0104	9057 0103	9057 0106	9057 0105	9057 0108	9057 0107	9057 0110	9057 0109	9057 0112	9057 0111
M22x1,5 M	1/4" NPT F	570	3301 0935												



Bent lance with detergent head, without nozzle

TECHNICAL FEATURES				COMPATIBLE MODELS											
IN	OUT	mm	CODE	9057 0102	9057 0101	9057 0104	9057 0103	9057 0106	9057 0105	9057 0108	9057 0107	9057 0110	9057 0109	9057 0112	9057 0111
M22x1,5 M	1/4" NPT F	700	3301 0787												



Fan shape nozzle 1/4" MEG connection

TECHNICAL FEATURES				COMPATIBLE MODELS											
IN	Ø	∠	CODE	9057 0102	9057 0101	9057 0104	9057 0103	9057 0106	9057 0105	9057 0108	9057 0107	9057 0110	9057 0109	9057 0112	9057 0111
1/4" NPT M	037	15	3400 0715												
1/4" NPT M	050	15	3400 0704												
1/4" NPT M	043	15	3400 0717												
1/4" NPT M	053	25	3400 0746												
1/4" NPT M	035	15	3400 0677												



Lance with rotating nozzle

TECHNICAL FEATURES				COMPATIBLE MODELS											
IN	mm	Ø	CODE	9057 0102	9057 0101	9057 0104	9057 0103	9057 0106	9057 0105	9057 0108	9057 0107	9057 0110	9057 0109	9057 0112	9057 0111
M22x1,5 M	560	040	3301 0777												
M22x1,5 M	560	050	3301 0893												
M22x1,5 M	560	045	3301 0782												
M22x1,5 M	560	055	3301 0895												
M22x1,5 M	560	035	3301 0781												

STANDARD EQUIPMENT



Rubber delivery hose kit M22X1,5

TECHNICAL FEATURES				COMPATIBLE MODELS											
IN	OUT	m	CODE	9057 0102	9057 0101	9057 0104	9057 0103	9057 0106	9057 0105	9057 0108	9057 0107	9057 0110	9057 0109	9057 0112	9057 0111
M22x1,5 F - Ø14	G 3/8" F	10 - R1 1/4"	3208 1050												
G 3/8" F	G 3/8" F	15 - R1 1/4"	3208 0971												

ACCESSORIES



Plastic inlet water filter

TECHNICAL FEATURES				COMPATIBLE MODELS											
IN	OUT	mesh	CODE	9057 0102	9057 0101	9057 0104	9057 0103	9057 0106	9057 0105	9057 0108	9057 0107	9057 0110	9057 0109	9057 0112	9057 0111
Ø15	G 3/4" F	50	1002 0285												



Back-flow Preventer kit BA 10

TECHNICAL FEATURES				COMPATIBLE MODELS											
IN	OUT	l/min	CODE	9057 0102	9057 0101	9057 0104	9057 0103	9057 0106	9057 0105	9057 0108	9057 0107	9057 0110	9057 0109	9057 0112	9057 0111
G 3/4" M	G 3/4" M	35	0608 0049												



3/4 garden hose quick couplers

TECHNICAL FEATURES				COMPATIBLE MODELS											
IN	OUT	bar	CODE	9057 0102	9057 0101	9057 0104	9057 0103	9057 0106	9057 0105	9057 0108	9057 0107	9057 0110	9057 0109	9057 0112	9057 0111
G 3/4" F	G 3/4" F	10	5002 0024												



GH 281 gun with pressure preregulator + Swivel

TECHNICAL FEATURES					COMPATIBLE MODELS											
l/min	IN	OUT	bar	CODE	9057 0102	9057 0101	9057 0104	9057 0103	9057 0106	9057 0105	9057 0108	9057 0107	9057 0110	9057 0109	9057 0112	9057 0111
15	G 3/8" M	M22x1,5 F	310	2410 0227												



Lance with rotating nozzle

TECHNICAL FEATURES				COMPATIBLE MODELS											
IN	mm	Ø	CODE	9057 0102	9057 0101	9057 0104	9057 0103	9057 0106	9057 0105	9057 0108	9057 0107	9057 0110	9057 0109	9057 0112	9057 0111
M22x1,5 M	560	040	3301 0777												
M22x1,5 M	560	050	3301 0893												
M22x1,5 M	560	045	3301 0782												
M22x1,5 M	560	055	3301 0895												
M22x1,5 M	560	035	3301 0781												



Bent lance with adjustable jet

TECHNICAL FEATURES				COMPATIBLE MODELS											
IN	mm	Ø	CODE	9057 0102	9057 0101	9057 0104	9057 0103	9057 0106	9057 0105	9057 0108	9057 0107	9057 0110	9057 0109	9057 0112	9057 0111
M22x1,5 M	700	040	3301 0909												
M22x1,5 M	700	050	3301 0913												
M22x1,5 M	700	045	3301 0911												
M22x1,5 M	700	055	3301 0915												
M22x1,5 M	700	035	3301 0907												



Professional Sand/Soda blasting lance kit

TECHNICAL FEATURES				COMPATIBLE MODELS											
IN	mm	Ø	CODE	9057 0102	9057 0101	9057 0104	9057 0103	9057 0106	9057 0105	9057 0108	9057 0107	9057 0110	9057 0109	9057 0112	9057 0111
M22x1,5 M	500	030	3301 0771												
M22x1,5 M	500	040	3301 0772												



Rotating brush

TECHNICAL FEATURES				COMPATIBLE MODELS											
IN	bar	l/min	CODE	9057 0102	9057 0101	9057 0104	9057 0103	9057 0106	9057 0105	9057 0108	9057 0107	9057 0110	9057 0109	9057 0112	9057 0111
M22x1,5 M	30	20	1413 0029												



Foam lance, with regulator

TECHNICAL FEATURES				COMPATIBLE MODELS											
IN	l/min	lt	CODE	9057 0102	9057 0101	9057 0104	9057 0103	9057 0106	9057 0105	9057 0108	9057 0107	9057 0110	9057 0109	9057 0112	9057 0111
M22x1,5 M	20	1	3301 0766												



Floor cleaning lance kit SC 155

TECHNICAL FEATURES				COMPATIBLE MODELS											
IN	bar	Ø	CODE	9057 0102	9057 0101	9057 0104	9057 0103	9057 0106	9057 0105	9057 0108	9057 0107	9057 0110	9057 0109	9057 0112	9057 0111
M22x1,5 M	210	Ø35	3301 0710												



Drain nozzle

TECHNICAL FEATURES				COMPATIBLE MODELS											
IN	m	l/min	CODE	9057 0102	9057 0101	9057 0104	9057 0103	9057 0106	9057 0105	9057 0108	9057 0107	9057 0110	9057 0109	9057 0112	9057 0111
M22x1,5 M	25	10 ÷ 15	3045 0041												



Double barrel lance, without nozzles

TECHNICAL FEATURES				COMPATIBLE MODELS											
IN	OUT	mm	CODE	9057 0102	9057 0101	9057 0104	9057 0103	9057 0106	9057 0105	9057 0108	9057 0107	9057 0110	9057 0109	9057 0112	9057 0111
M22x1,5 M	2x1/4 NPT F	700	3301 0941												



Detergent nozzle for double barrel lance

TECHNICAL FEATURES				COMPATIBLE MODELS											
IN	Ø		CODE	9057 0102	9057 0101	9057 0104	9057 0103	9057 0106	9057 0105	9057 0108	9057 0107	9057 0110	9057 0109	9057 0112	9057 0111
1/4" NPT M	60	50	3400 0391												



Spiral suction hose kit

TECHNICAL FEATURES				COMPATIBLE MODELS											
IN	OUT	m	CODE	9057 0102	9057 0101	9057 0104	9057 0103	9057 0106	9057 0105	9057 0108	9057 0107	9057 0110	9057 0109	9057 0112	9057 0111
Ø 18	Ø 23	8	3299 0019												



Suction hose kit with quick coupling

TECHNICAL FEATURES				COMPATIBLE MODELS											
IN	OUT	bar	CODE	9057 0102	9057 0101	9057 0104	9057 0103	9057 0106	9057 0105	9057 0108	9057 0107	9057 0110	9057 0109	9057 0112	9057 0111
-	-	10	2803 3387												



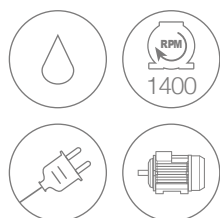
Rubber delivery hose extension kit

TECHNICAL FEATURES				COMPATIBLE MODELS											
IN	OUT	m	CODE	9057 0102	9057 0101	9057 0104	9057 0103	9057 0106	9057 0105	9057 0108	9057 0107	9057 0110	9057 0109	9057 0112	9057 0111
M22x1,5 M - Ø14	M22x1,5 F - Ø14	8 - R1/4"	3301 0769												



Hose reel kit with rubber hose

TECHNICAL FEATURES				COMPATIBLE MODELS											
Hose type	m	OUT	CODE	9057 0102	9057 0101	9057 0104	9057 0103	9057 0106	9057 0105	9057 0108	9057 0107	9057 0110	9057 0109	9057 0112	9057 0111
R1 1/4"	15	G 3/8" F	7002 0330												
R1 5/16"	20	G 3/8" F	7002 0332												



K PREMIUM MOBILE

PREMIUM

TSR

SELF-PRIMING PUMPS



FOR MORE INFORMATION



Well balanced for easy handling



VERSIONS WITHOUT HOSE REEL



Comet RW Premium pump with 3 integral ceramic pistons and brass pump head



Pump with two oil sight glasses and external level viewer



Pressure unloader valve with a large and practical knob



BOX DIMENSION (cm)	79 x 50 x 71
QUANTITY FOR PALLET	6
PALLET DIMENSION (cm)	100 x 80 x 220
N. MACHINES CONTAINER 20'	84
N. MACHINES CONTAINER 40' (40' HQ)	168

GENERAL FEATURES

- Easy maintenance by simply removing the front casing and taking the electrical pump unit out
- Big wheels (220 mm ø); easy to handle also up and down steps and over uneven ground
- Extractable 3.5 litre detergent tank with level that can be seen externally. Fitted with filter, adjustment knob and an external tank suction system
- Pump with two oil sight glasses, with level visible from the outside and brass pump head
- 4-pole motor (1400 rpm) with double bearing, well oversized and protected with paint
- Banjo professional pressure unloader valve
- Delayed Total Stop
- Rotary switch
- Electrical panel with contactor and thermal relay
- Motor thermal protection

TECHNICAL FEATURES

CODE	MODELS	PUMP																	
			Ph	V	Hz	bar	MPa	bar	MPa	l/h	HP	kW	kW	lt	kg	(L x W x H) cm			
K Premium Mobile without hose reel																			
9050 0501	K Premium Mobile 6.13 T	RW	3	400	50	190	19	30±180	3±18	320±780	6,0	4,4	5,5	3,5	55	63	59	96	
9050 0502	K Premium Mobile 6.15 T	RW	3	400	50	170	17	30±160	3±16	390±900	6,0	4,4	5,5	3,5	55	63	59	96	
9050 0503	K Premium Mobile 8.15 T	RW	3	400	50	210	21	30±200	3±20	350±900	7,5	5,5	6,6	3,5	55	63	59	96	
9050 0504	K Premium Mobile 8.21 T	RW	3	400	50	160	16	30±150	3±15	560±1260	7,5	5,5	6,9	3,5	55	63	59	96	
9050 0505	K Premium Mobile 9.15 T	RW	3	400	50	230	23	30±220	3±22	330±900	9,0	6,6	7,3	3,5	55	63	59	96	
9050 0506	K Premium Mobile 9.21 T	RW	3	400	50	180	18	30±170	3±17	530±1260	9,0	6,6	7,5	3,5	55	63	59	96	
K Premium Mobile with hose reel																			
9050 0507	K Premium Mobile 6.13 T	RW	3	400	50	190	19	30±180	3±18	320±780	6,0	4,4	5,5	3,5	55	63	59	96	
9050 0508	K Premium Mobile 6.15 T	RW	3	400	50	170	17	30±160	3±16	390±900	6,0	4,4	5,5	3,5	55	63	59	96	
9050 0509	K Premium Mobile 8.15 T	RW	3	400	50	210	21	30±200	3±20	350±900	7,5	5,5	6,6	3,5	55	63	59	96	
9050 0510	K Premium Mobile 8.21 T	RW	3	400	50	160	16	30±150	3±15	560±1260	7,5	5,5	6,9	3,5	55	63	59	96	
9050 0511	K Premium Mobile 9.15 T	RW	3	400	50	230	23	30±220	3±22	330±900	9,0	6,6	7,3	3,5	55	63	59	96	
9050 0512	K Premium Mobile 9.21 T	RW	3	400	50	180	18	30±170	3±17	530±1260	9,0	6,6	7,5	3,5	55	63	59	96	

STANDARD EQUIPMENT



GH 401 gun with Swivel (n.2 o-ring)

TECHNICAL FEATURES					COMPATIBLE MODELS											
l/min	IN	OUT	bar	CODE	9050 0501	9050 0502	9050 0503	9050 0504	9050 0505	9050 0506	9050 0507	9050 0508	9050 0509	9050 0510	9050 0511	9050 0512
40	G 3/8" M	M22x1,5 F long	400	2410 0277												



Bent lance with detergent head, without nozzle

TECHNICAL FEATURES				COMPATIBLE MODELS											
IN	OUT	mm	CODE	9050 0501	9050 0502	9050 0503	9050 0504	9050 0505	9050 0506	9050 0507	9050 0508	9050 0509	9050 0510	9050 0511	9050 0512
M22x1,5 M	1/4" NPT F	800	3301 0976												



Fan shape nozzle

TECHNICAL FEATURES				COMPATIBLE MODELS											
IN	Ø		CODE	9050 0501	9050 0502	9050 0503	9050 0504	9050 0505	9050 0506	9050 0507	9050 0508	9050 0509	9050 0510	9050 0511	9050 0512
1/4" NPT M	040	25	3400 0702												
1/4" NPT M	045	25	3400 0703												
1/4" NPT M	055	25	3400 0707												
1/4" NPT M	075	25	3400 0713												
1/4" NPT M	080	25	3400 0714												



Rubber delivery hose kit 10 m

TECHNICAL FEATURES				COMPATIBLE MODELS											
IN	OUT	m	CODE	9050 0501	9050 0502	9050 0503	9050 0504	9050 0505	9050 0506	9050 0507	9050 0508	9050 0509	9050 0510	9050 0511	9050 0512
M22x1,5 F - Ø14	G 3/8" F	10 - R1 5/16"	3301 0987												
M22x1,5 F - Ø14	G 3/8" F	10 - R2 5/16"	3301 0776												

ACCESSORIES



Back-flow Preventer kit BA 10

TECHNICAL FEATURES				COMPATIBLE MODELS											
IN	OUT	l/min	CODE	9050 0501	9050 0502	9050 0503	9050 0504	9050 0505	9050 0506	9050 0507	9050 0508	9050 0509	9050 0510	9050 0511	9050 0512
G 3/4" M	G 3/4" M	35	0608 0049												




3/4 garden hose quick couplers

TECHNICAL FEATURES				COMPATIBLE MODELS											
IN	OUT	bar	CODE	9050 0501	9050 0502	9050 0503	9050 0504	9050 0505	9050 0506	9050 0507	9050 0508	9050 0509	9050 0510	9050 0511	9050 0512
G 3/4" F	G 3/4" F	10	5002 0024												



GH 401 gun with fixed lance (1100mm), with detergent head, without nozzle, with Swivel

TECHNICAL FEATURES					COMPATIBLE MODELS											
l/min	IN	OUT	bar	CODE	9050 0501	9050 0502	9050 0503	9050 0504	9050 0505	9050 0506	9050 0507	9050 0508	9050 0509	9050 0510	9050 0511	9050 0512
40	G 3/8" M	G 1/4" F	400	2410 0126												



GH 401 gun with revolving lance (1100mm), with detergent head, without nozzle, with Swivel

TECHNICAL FEATURES					COMPATIBLE MODELS											
l/min	IN	OUT	bar	CODE	9050 0501	9050 0502	9050 0503	9050 0504	9050 0505	9050 0506	9050 0507	9050 0508	9050 0509	9050 0510	9050 0511	9050 0512
40	G 3/8" M	G 1/4" F	400	2410 0124												



Bent lance, with rotating nozzle

TECHNICAL FEATURES				COMPATIBLE MODELS											
IN	mm	∅	CODE	9050 0501	9050 0502	9050 0503	9050 0504	9050 0505	9050 0506	9050 0507	9050 0508	9050 0509	9050 0510	9050 0511	9050 0512
M22x1,5 M	560	040	3301 0777												
M22x1,5 M	560	045	3301 0782												
M22x1,5 M	560	055	3301 0895												
M22x1,5 M	560	080	3301 1003												



Double barrel lance, without nozzles

TECHNICAL FEATURES				COMPATIBLE MODELS											
IN	OUT	mm	CODE	9050 0501	9050 0502	9050 0503	9050 0504	9050 0505	9050 0506	9050 0507	9050 0508	9050 0509	9050 0510	9050 0511	9050 0512
M22x1,5 M	2x1/4 NPT F	700	3301 0941												



Detergent nozzle for double barrel lance

TECHNICAL FEATURES				COMPATIBLE MODELS											
IN	∅		CODE	9050 0501	9050 0502	9050 0503	9050 0504	9050 0505	9050 0506	9050 0507	9050 0508	9050 0509	9050 0510	9050 0511	9050 0512
1/4" NPT F	60	50	3400 0391												



Sand/Soda blasting lance kit

TECHNICAL FEATURES				COMPATIBLE MODELS											
IN	mm	∅	CODE	9050 0501	9050 0502	9050 0503	9050 0504	9050 0505	9050 0506	9050 0507	9050 0508	9050 0509	9050 0510	9050 0511	9050 0512
M22x1,5 M	500	040	3301 0772												
M22x1,5 M	500	080	3301 0972												



Professional Sand/Soda blasting lance kit

TECHNICAL FEATURES				COMPATIBLE MODELS											
IN	mm	∅	CODE	9050 0501	9050 0502	9050 0503	9050 0504	9050 0505	9050 0506	9050 0507	9050 0508	9050 0509	9050 0510	9050 0511	9050 0512
M22x1,5 M	300 / 500	055	3301 0864												
M22x1,5 M	300 / 500	090	3301 0865												



Rotating brush

TECHNICAL FEATURES				COMPATIBLE MODELS											
IN	bar	l/min	CODE	9050 0501	9050 0502	9050 0503	9050 0504	9050 0505	9050 0506	9050 0507	9050 0508	9050 0509	9050 0510	9050 0511	9050 0512
M22x1,5 M	30	20	1413 0030												



Bent lance with adjustable jet

TECHNICAL FEATURES				COMPATIBLE MODELS											
IN	mm	Ø	CODE	9050 0501	9050 0502	9050 0503	9050 0504	9050 0505	9050 0506	9050 0507	9050 0508	9050 0509	9050 0510	9050 0511	9050 0512
M22x1,5 M	700	040	3301 0909												
M22x1,5 M	700	045	3301 0911												
M22x1,5 M	700	055	3301 0915												
M22x1,5 M	700	080	3301 1087												



Foam lance, with regulator

TECHNICAL FEATURES				COMPATIBLE MODELS											
IN	l/min	lt	CODE	9050 0501	9050 0502	9050 0503	9050 0504	9050 0505	9050 0506	9050 0507	9050 0508	9050 0509	9050 0510	9050 0511	9050 0512
M22x1,5 M	20	1	3301 0901												



Drain nozzle

TECHNICAL FEATURES				COMPATIBLE MODELS											
IN	m	l/min	CODE	9050 0501	9050 0502	9050 0503	9050 0504	9050 0505	9050 0506	9050 0507	9050 0508	9050 0509	9050 0510	9050 0511	9050 0512
M22x1,5 M	25	10 ÷ 15	3045 0041												
M22x1,5 M	25	16 ÷ 29	3045 0036												



Rubber delivery hose extension kit

TECHNICAL FEATURES				COMPATIBLE MODELS											
IN	OUT	m	CODE	9050 0501	9050 0502	9050 0503	9050 0504	9050 0505	9050 0506	9050 0507	9050 0508	9050 0509	9050 0510	9050 0511	9050 0512
M22x1,5 M - Ø14	M22x1,5 F - Ø14	10 - R1 5/16"	3301 0774												
M22x1,5 M - Ø14	M22x1,5 F - Ø14	10 - R2 5/16"	3301 0985												



Hose reel kit

TECHNICAL FEATURES				COMPATIBLE MODELS											
Hose type	m	OUT	CODE	9050 0501	9050 0502	9050 0503	9050 0504	9050 0505	9050 0506	9050 0507	9050 0508	9050 0509	9050 0510	9050 0511	9050 0512
R1-5/16"	15	G 3/8" F	7002 0281												
R2-3/8"	15	G 3/8" F	7002 0287												



Spiral suction hose kit

TECHNICAL FEATURES				COMPATIBLE MODELS											
IN	OUT	m	CODE	9050 0501	9050 0502	9050 0503	9050 0504	9050 0505	9050 0506	9050 0507	9050 0508	9050 0509	9050 0510	9050 0511	9050 0512
Ø 18	Ø 23	8	3299 0019												



Static kit complete with on-wall mounting frame with hose reel

TECHNICAL FEATURES				COMPATIBLE MODELS											
Hose type	m	OUT	CODE	9050 0501	9050 0502	9050 0503	9050 0504	9050 0505	9050 0506	9050 0507	9050 0508	9050 0509	9050 0510	9050 0511	9050 0512
R1-5/16"	20	G 3/8" F	5018 0077												
R2-5/16"	20 - BLU	G 3/8" F	5018 0116												



Static kit complete with on-wall mounting frame with automatic hose reel AV1100 ST/ST

TECHNICAL FEATURES				COMPATIBLE MODELS											
Hose type	m	OUT	CODE	9050 0501	9050 0502	9050 0503	9050 0504	9050 0505	9050 0506	9050 0507	9050 0508	9050 0509	9050 0510	9050 0511	9050 0512
R2-5/16"	20	G 3/8" F	5018 0105												

Mobile kit complete with internal metal frame, handle and wheel kit

TECHNICAL FEATURES				COMPATIBLE MODELS											
			CODE	9050 0501	9050 0502	9050 0503	9050 0504	9050 0505	9050 0506	9050 0507	9050 0508	9050 0509	9050 0510	9050 0511	9050 0512
			5018 0079												



Foot valve

TECHNICAL FEATURES				COMPATIBLE MODELS											
IN	OUT	bar	CODE	9050 0501	9050 0502	9050 0503	9050 0504	9050 0505	9050 0506	9050 0507	9050 0508	9050 0509	9050 0510	9050 0511	9050 0512
G 3/8" M	M22x1,5 F	280	0608 0097												





K STEEL SERIES


STEEL STRUCTURE AND EXTREME EASE OF HANDLING, RESISTANT TO EVEN THE TOUGHEST WASHING CONDITIONS



Cleaning of stables and work equipment for the agricultural sector



Washing of motor vehicles, heavy vehicles, trucks, work equipment



Graffiti removal from walls and shutters



Cleaning of machinery, removal of concrete, cement, gypsum and plaster residues

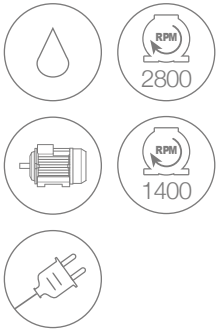


Cleaning and sanitizing of machinery and steel tanks for food industry



Removal residues from hulls of ships and large boats, cleaning of propeller blades

- Only the models: XTREME E K STEEL 1251/1501
- Only the models: K STEEL ECO



SELF-PRIMING PUMPS



ETM 2W



LW-K 250

PRO VERSIONS

Pump with 3 integral ceramic pistons. Oil sight glass. Brass pump heads



GXR

X VERSIONS

Comet electrical pump with three axial pistons arranged vertically with pump at the bottom and an all-metal construction without any plastic used for the structural components

FOR MORE INFORMATION



BOX DIMENSION (cm)	65 x 57 x 65
QUANTITY FOR PALLET	6
PALLET DIMENSION (cm)	115 x 65 x 185
N. MACHINES CONTAINER 20'	108
N. MACHINES CONTAINER 40' (40' HQ)	216

GENERAL FEATURES

- Trolley with wheels (250 mm ø)
- Easy to transport thanks to a practical top grip and anti-vibration supports
- Induction 2-pole motor (2800 rpm) on ETM 2W 150 X model
- 4-pole motor (1400 rpm) on ETM 2W 150 PRO model
- Built-in professional unloader valve with ejector
- EASY START device
- Total Stop system
- Rotary switch
- Motor thermal protection

TECHNICAL FEATURES

CODE	MODELS	PUMP													
			Ph	V	Hz	bar	MPa	bar	MPa	l/h	HP	kW	kW	kg	(L x W x H) cm
9055 0050	ETM 2W	GXR	1	230	50	150	15	30 ÷ 135	3 ÷ 13,5	600	3,0	2,2	2,9	40	64 x 45 x 85 56 x 45 x 61 *
9055 0051	ETM 2W PRO	LW-K 250	1	230	50	150	15	30 ÷ 135	3 ÷ 13,5	600	3,0	2,2	2,9	45	64 x 45 x 85 56 x 45 x 61 *

* Height with handle closed

STANDARD EQUIPMENT



GC 201 gun with protection



GC 251 gun with protection



Bent lance, with adjustable nozzle



M4 stainless steel nozzle



Bent lance with detergent head, without nozzle



Fan shape nozzle



Rubber delivery hose kit



Plastic inlet water filter

TECHNICAL FEATURES					COMPATIBLE MODELS	
l/min	IN	OUT	bar	CODE	9055 0050	9055 0051
30	G 1/4" M	M22x1,5 F	207	2410 0302		

TECHNICAL FEATURES					COMPATIBLE MODELS	
l/min	IN	OUT	bar	CODE	9055 0050	9055 0051
30	G 3/8" M	M22x1,5 F	255	2410 0120		

TECHNICAL FEATURES				COMPATIBLE MODELS	
IN	mm	Ø	CODE	9055 0050	9055 0051
M22x1,5 M	570	033	3301 1064		

TECHNICAL FEATURES				COMPATIBLE MODELS	
IN	Ø	°C	CODE	9055 0050	9055 0051
M4	033	60	3400 0497		

TECHNICAL FEATURES				COMPATIBLE MODELS	
IN	OUT	mm	CODE	9055 0050	9055 0051
M22x1,5 M	1/4" NPT F	570	3301 1052		

TECHNICAL FEATURES				COMPATIBLE MODELS	
IN	Ø		CODE	9055 0050	9055 0051
1/4" NPT M	040	15	3400 0690		

TECHNICAL FEATURES				COMPATIBLE MODELS	
IN	OUT	m	CODE	9055 0050	9055 0051
M22x1,5 F - Ø14	G 1/4" F	10 - R1 1/4"	3301 1637		
M22x1,5 F - Ø14	G 1/4" F	10 - R1 1/4"	3208 1050		

TECHNICAL FEATURES				COMPATIBLE MODELS	
IN	OUT	mesh	CODE	9055 0050	9055 0051
Ø 15	G 3/4" F	50	1002 0285		

ACCESSORIES



Back-flow Preventer kit BA 10

TECHNICAL FEATURES				COMPATIBLE MODELS	
IN	OUT	l/min	CODE	9055 0050	9055 0051
G 3/4" M	G 3/4" M	35	0608 0049		



3/4 garden hose quick couplers

TECHNICAL FEATURES				COMPATIBLE MODELS	
IN	OUT	bar	CODE	9055 0050	9055 0051
G 3/4" F	G 3/4" F	10	5002 0024		



GH 281 gun with pressure pregulator + Swivel

TECHNICAL FEATURES					COMPATIBLE MODELS	
l/min	IN	OUT	bar	CODE	9055 0050	9055 0051
15	G 3/8" M	M22x1,5F	310	2410 0227		



Bent lance, with rotating nozzle

TECHNICAL FEATURES				COMPATIBLE MODELS	
IN	mm	Ø	CODE	9055 0050	9055 0051
M22x1,5 M	570	033	3301 1052		
M22x1,5 M	570	037	3301 1024		



Sand/Soda blasting lance kit

TECHNICAL FEATURES				COMPATIBLE MODELS	
IN	mm	Ø	CODE	9055 0050	9055 0051
M22x1,5 M	300 / 500	035	3301 0801		



Rotating brush

TECHNICAL FEATURES				COMPATIBLE MODELS	
IN	bar	l/min	CODE	9055 0050	9055 0051
M22x1,5 M	20	20	1413 0033		



Fixed brush

TECHNICAL FEATURES				COMPATIBLE MODELS	
IN	bar	l/min	CODE	9055 0050	9055 0051
M22x1,5 M	20	20	1413 0032		



Foam lance, with regulator

TECHNICAL FEATURES				COMPATIBLE MODELS	
IN	l/min	lt	CODE	9055 0050	9055 0051
M22x1,5 M	20	1	3301 0766		



Sand/Soda blasting lance kit

TECHNICAL FEATURES				COMPATIBLE MODELS	
IN	mm	Ø	CODE	9055 0050	9055 0051
M22x1,5 M	435 / 500	040	3301 0772		



Rotating brush

TECHNICAL FEATURES				COMPATIBLE MODELS	
IN	bar	l/min	CODE	9055 0050	9055 0051
M22x1,5 M	20	20	1413 0033		



SC 150 floor cleaning lance kit

TECHNICAL FEATURES				COMPATIBLE MODELS	
IN	bar	Ø	CODE	9055 0050	9055 0051
M22x1,5 M	170	0,95	3301 1502		



Floor cleaning lance kit SC 155

TECHNICAL FEATURES				COMPATIBLE MODELS	
IN	bar	Ø	CODE	9055 0050	9055 0051
M22x1,5 M	210	035	3301 0710		



Spiral suction hose kit

TECHNICAL FEATURES				COMPATIBLE MODELS	
IN	OUT	m	CODE	9055 0050	9055 0051
Ø 18	Ø 23	8	3299 0019		



Suction hose kit with quick coupling

TECHNICAL FEATURES				COMPATIBLE MODELS	
IN	OUT	bar	CODE	9055 0050	9055 0051
-	-	1	2803 3387		



Drain nozzle

TECHNICAL FEATURES				COMPATIBLE MODELS	
IN	m	l/min	CODE	9055 0050	9055 0051
M22x1,5 M	25	10 ÷ 15	3045 0041		



Hose reel kit with handle

TECHNICAL FEATURES				COMPATIBLE MODELS	
Hose type	m	OUT	CODE	9055 0050	9055 0051
Without hose	-	-	7002 0469		
R1 1/4"	15	G 3/8" F	7002 0465		



K STEEL S

TSR

SELF-PRIMING PUMPS



15 mt hose reel kit (on request)



Height-adjustable and foldable handlebar



On/Off rotary switch

FOR MORE INFORMATION



BOX DIMENSION (cm)	65 x 57 x 65
QUANTITY FOR PALLET	6
PALLET DIMENSION (cm)	115 x 65 x 185
N. MACHINES CONTAINER 20'	108
N. MACHINES CONTAINER 40' (40' HQ)	216

Heavy duty plastic wheels



Bolt-on unloader valve with Easy Maintenance system

GENERAL FEATURES

- Steel frame with stainless steel cover
- Easy maintenance of motorpump and electronic panel by simply removing of the cover
- Big wheels (ø 255 mm); easy to handle also up and down steps and over uneven grounds
- Readily serviceable suction filter
- Low-pressure detergent suction
- Pump with oil sight glass, with level visible from the outside and brass pump head
- 4-pole motor (1400 rpm), well oversized and protected with paint
- **Self-priming** ZW-K pump with bolt-on professional unloader valve
- Delayed Total Stop
- Control panel with contactor and thermal protection
- On/off rotary switch
- Stabilizing rubber feet

TECHNICAL FEATURES

CODE	MODELS	PUMP														
			Ph	V	Hz	bar	MPa	bar	MPa	l/h	HP	kW	kW	kg	(L x W x H) cm	
9077 0001	K STEEL S 3.10 10/150 M	ZW-K	1	230	50	150	15	30÷135	3÷13,5	280 ÷ 600	3,0	2,2	2,9	55	64 x 45 x 85 56 x 45 x 61 *	
9077 0004	K STEEL S 3.12 12/130 M	ZW-K	1	230	50	130	13	30÷120	3÷12	360 ÷ 720	3,0	2,2	2,9	55	64 x 45 x 85 56 x 45 x 61 *	
9077 0002	K STEEL S 6.15 15/170 T	ZW-K	3	400	50	170	17	30÷160	3÷16	390 ÷ 900	5,5	4,0	4,8	57	64 x 45 x 85 56 x 45 x 61 *	
9077 0003	K STEEL S 7.15 15/210 T	ZW-K	3	400	50	210	21	30÷200	3÷20	360 ÷ 900	7,5	5,5	6,7	60	64 x 45 x 85 56 x 45 x 61 *	

* Height with handle closed

STANDARD EQUIPMENT



GH 281 gun with pressure regulator + Swivel

TECHNICAL FEATURES					COMPATIBLE MODELS			
l/min	IN	OUT	bar	CODE	9077 0001	9077 0004	9077 0002	9077 0003
15	G 3/8" M	M22x1,5 F	310	2410 0227				



Bent lance with detergent head, without nozzle

TECHNICAL FEATURES				COMPATIBLE MODELS			
IN	OUT	mm	CODE	9077 0001	9077 0004	9077 0002	9077 0003
M22x1,5 M	1/4" NPT F	570	3301 0935				



Fan shape nozzle 1/4" MEG connection

TECHNICAL FEATURES				COMPATIBLE MODELS			
IN	Ø		CODE	9077 0001	9077 0004	9077 0002	9077 0003
1/4" NPT M	037	15	3400 0715				
1/4" NPT M	050	15	3400 0704				
1/4" NPT M	053	25	3400 0746				
1/4" NPT M	043	25	3400 0717				



Rubber delivery hose kit

TECHNICAL FEATURES				COMPATIBLE MODELS			
IN	OUT	m	CODE	9077 0001	9077 0004	9077 0002	9077 0003
M22x1,5 F - Ø14	G 3/8" F	10 - R1 1/4"	3208 1050				
M22x1,5 F - Ø14	G 3/8" F	10 - R1 5 16"	3301 0987				



Plastic inlet water filter

TECHNICAL FEATURES				COMPATIBLE MODELS			
IN	OUT	mesh	CODE	9077 0001	9077 0004	9077 0002	9077 0003
Ø15	G 3/4" F	50	1002 0285				

ACCESSORIES



Back-flow Preventer kit BA 10

TECHNICAL FEATURES				COMPATIBLE MODELS			
IN	OUT	l/min	CODE	9077 0001	9077 0004	9077 0002	9077 0003
G 3/4" M	G 3/4" M	35	0608 0049				



3/4 garden hose quick couplers

TECHNICAL FEATURES				COMPATIBLE MODELS			
IN	OUT	bar	CODE	9077 0001	9077 0004	9077 0002	9077 0003
G 3/4" F	G 3/4" F	10	5002 0024				



GH 301 gun with swivel

TECHNICAL FEATURES					COMPATIBLE MODELS			
l/min	IN	OUT	bar	CODE	9077 0001	9077 0004	9077 0002	9077 0003
45	G 3/8" M	M22x1,5 F	310	2410 0182				



Lance with rotating nozzle

TECHNICAL FEATURES				COMPATIBLE MODELS			
IN	mm	Ø	CODE	9077 0001	9077 0004	9077 0002	9077 0003
M22x1,5 M	560	040	3301 0777				
M22x1,5 M	560	050	3301 0893				
M22x1,5 M	560	055	3301 0895				
M22x1,5 M	560	045	3301 0782				



Bent lance with adjustable jet

TECHNICAL FEATURES				COMPATIBLE MODELS			
IN	mm	Ø	CODE	9077 0001	9077 0004	9077 0002	9077 0003
M22x1,5 M	700	040	3301 0909				
M22x1,5 M	700	050	3301 0913				
M22x1,5 M	700	055	3301 0915				
M22x1,5 M	700	045	3301 0911				



Sand/Soda blasting lance kit

TECHNICAL FEATURES				COMPATIBLE MODELS			
IN	mm	Ø	CODE	9077 0001	9077 0004	9077 0002	9077 0003
M22x1,5 M	500	040	3301 0772				



Rotating brush

TECHNICAL FEATURES				COMPATIBLE MODELS			
IN	bar	l/min	CODE	9077 0001	9077 0004	9077 0002	9077 0003
M22x1,5 M	30	20	1413 0029				



Foam lance, with regulator

TECHNICAL FEATURES				COMPATIBLE MODELS			
IN	l/min	lt	CODE	9077 0001	9077 0004	9077 0002	9077 0003
M22x1,5 M	20	1	3301 0766				



Floor cleaning lance kit SC 155

TECHNICAL FEATURES				COMPATIBLE MODELS			
IN	bar	Ø	CODE	9077 0001	9077 0004	9077 0002	9077 0003
M22x1,5 M	210	035	3301 0710				



Drain nozzle

TECHNICAL FEATURES				COMPATIBLE MODELS			
IN	m	l/min	CODE	9077 0001	9077 0004	9077 0002	9077 0003
M22x1,5 M	25	10 ÷ 15	3045 0041				



Double barrel lance, without nozzles

TECHNICAL FEATURES				COMPATIBLE MODELS			
IN	OUT	mm	CODE	9077 0001	9077 0004	9077 0002	9077 0003
M22x1,5 M	2x1/4 NPT F	700	3301 0941				



Detergent nozzle for double barrel lance

TECHNICAL FEATURES				COMPATIBLE MODELS			
IN	Ø		CODE	9077 0001	9077 0004	9077 0002	9077 0003
1/4" NPT M	60	50	3400 0391				



Spiral suction hose kit

TECHNICAL FEATURES				COMPATIBLE MODELS			
IN	OUT	m	CODE	9077 0001	9077 0004	9077 0002	9077 0003
Ø 18	Ø 23	8	3299 0019				



Suction hose kit with quick coupling

TECHNICAL FEATURES				COMPATIBLE MODELS			
IN	OUT	bar	CODE	9077 0001	9077 0004	9077 0002	9077 0003
-	-	10	2803 3387				



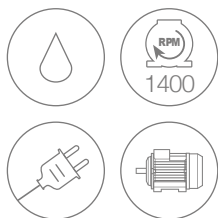
Rubber delivery hose extension kit

TECHNICAL FEATURES				COMPATIBLE MODELS			
IN	OUT	m	CODE	9077 0001	9077 0004	9077 0002	9077 0003
M22x1,5 F - Ø14	M22x1,5 M - Ø14	8 - R1 1/4"	3301 0769				
M22x1,5 F - Ø14	M22x1,5 M - Ø14	10 - R1 5/16"	3301 0774				



Hose reel kit with rubber hose

TECHNICAL FEATURES				COMPATIBLE MODELS			
Hose type	m	OUT	CODE	9077 0001	9077 0004	9077 0002	9077 0003
Without hose	-	-	7002 0469				
R1 1/4"	15	G 3/8" F	7002 0465				



K STEEL TS

HOT WATER SEALS

TSR

SELF-PRIMING PUMPS



Control panel with On/off rotary switch, Led micro-leaks detector and Alert ordinary pump maintenance device



15 mt hose reel kit (on request)

Folding handle with aluminium hinges



Water cooled motor with elastic coupling

FOR MORE INFORMATION



Rubber coated heavy duty plastic wheels

BOX DIMENSION (cm)	80 x 60 x 65
QUANTITY FOR PALLET	6
PALLET DIMENSION (cm)	120 x 80 x 210
N. MACHINES CONTAINER 20'	66
N. MACHINES CONTAINER 40' (40' HQ)	138



Excludable ejector kit to maximize performance even without the use of detergent

With Comet ZW or FW2 pump, both with 3 integral ceramic pistons and brass pump head



ZW



FW2

GENERAL FEATURES

- Heavy duty structure with stainless steel cover
- Easy maintenance of motorpump and electronic panel by simply removing of the cover
- Big wheels (ø 260 mm); easy to handle also up and down steps and over uneven grounds
- Readily serviceable suction filter
- Ejector kit for low-pressure detergent suction (excludable)
- 5 litres detergent tank fitted with filter
- Pump with two oil sight glasses, with level visible from the outside and brass pump head
- 4-pole motor (1400 rpm), well oversized and protected with paint
- Exclusive motorpump coupling system for intensive use (8.16 - 8.21 models)
- Water cooled electric motor and elastic coupling (7.15 and 10.21 models)
- **Self-priming** ZW and FW2 pumps with hot water seals and banjo professional unloader valve
- Delayed Total Stop
- Control panel with contactor and thermal protection
- On/off rotary switch
- Led micro-leaks detector with automatic stop system
- Alert ordinary pump maintenance device

TECHNICAL FEATURES

CODE	MODELS	PUMP													
			Ph	V	Hz	bar	MPa	bar	MPa	l/h	HP	kW	kW		
9065 0001	K STEEL 3.11 TS 11/120 M	ZW	1	230	50	120	12	30÷110	3÷11	344 ÷ 660	3,0	2,2	2,9	62	85 x 54 x 95 85 x 54 x 55 *
9065 0002	K STEEL 6.13 TS 13/190 T	ZW	3	400	50	190	19	30÷180	3÷18	320 ÷ 780	5,5	4,0	4,8	63	85 x 54 x 95 85 x 54 x 55 *
9065 0003	K STEEL 6.15 TS 15/170 T	ZW	3	400	50	170	17	30÷160	3÷16	390 ÷ 900	5,5	4,0	4,8	63	85 x 54 x 95 85 x 54 x 55 *
9065 0006 ●	K STEEL 7.15 TS 15/210 T	ZW	3	400	50	210	21	30÷200	3÷20	360 ÷ 900	7,5	5,5	6,7	65	85 x 54 x 95 85 x 54 x 55 *
9065 0004	K STEEL 8.16 TS 16/200 T	FW2	3	400	50	200	20	30÷190	3÷19	350 ÷ 960	7,5	5,5	6,9	65	85 x 54 x 95 85 x 54 x 55 *
9065 0005	K STEEL 8.21 TS 21/160 T	FW2	3	400	50	160	16	30÷150	3÷15	560 ÷ 1260	7,5	5,5	6,9	65	85 x 54 x 95 85 x 54 x 55 *
9065 0007 ●	K STEEL 10.21 TS 21/210 T	FW2	3	400	50	210	21	30÷200	3÷20	490 ÷ 1260	10,0	7,5	8,9	65	85 x 54 x 95 85 x 54 x 55 *

● Water cooled electric motor (max temperature 60°C) with elastic coupling

* Height with folding handle closed

STANDARD EQUIPMENT



GH301 gun with swivel

TECHNICAL FEATURES					COMPATIBLE MODELS						
l/min	IN	OUT	bar	CODE	9065 0001	9065 0002	9065 0003	9065 0006	9065 0004	9065 0005	9065 0007
45	G 3/8" M	M22x1,5 F	310	2410 0182							



Bent lance with detergent head, without nozzle

TECHNICAL FEATURES				COMPATIBLE MODELS						
IN	OUT	mm	CODE	9065 0001	9065 0002	9065 0003	9065 0006	9065 0004	9065 0005	9065 0007
M22x1,5 M	1/4" NPT F	700	3301 0787							



Fan shape nozzle

TECHNICAL FEATURES				COMPATIBLE MODELS						
IN	∅		CODE	9065 0001	9065 0002	9065 0003	9065 0006	9065 0004	9065 0005	9065 0007
1/4" NPT M	040	15	3400 0690							
1/4" NPT M	045	25	3400 0703							
1/4" NPT M	050	25	3400 0705							
1/4" NPT M	075	25	3400 0713							
1/4" NPT M	065	25	3400 0710							



Rubber delivery hose kit

TECHNICAL FEATURES				COMPATIBLE MODELS						
IN	OUT	m	CODE	9065 0001	9065 0002	9065 0003	9065 0006	9065 0004	9065 0005	9065 0007
M22x1,5 F - ∅14	G 3/8" F	10 - R1 1/4"	3208 1050							
M22x1,5 F - ∅14	G 3/8" F	10 - R1 5/16"	3301 0987							
M22x1,5 F - ∅14	G 3/8" F	10 - R2 3/8"	3301 0944							



Ejector kit

TECHNICAL FEATURES				COMPATIBLE MODELS						
IN	OUT	∅	CODE	9065 0001	9065 0002	9065 0003	9065 0006	9065 0004	9065 0005	9065 0007
M22x1,5 F - ∅14	M22x1,5 M - ∅14	2,1	3410 0372							
M22x1,5 F - ∅14	M22x1,5 M - ∅14	2,3	3410 0387							

ACCESSORIES



Back-flow Preventer kit BA 10

TECHNICAL FEATURES				COMPATIBLE MODELS						
IN	OUT	l/min	CODE	9065 0001	9065 0002	9065 0003	9065 0006	9065 0004	9065 0005	9065 0007
G 3/4" M	G 3/4" M	35	0608 0049							




3/4 garden hose quick couplers

TECHNICAL FEATURES				COMPATIBLE MODELS						
IN	OUT	bar	CODE	9065 0001	9065 0002	9065 0003	9065 0006	9065 0004	9065 0005	9065 0007
G 3/4" F	G 3/4" F	10	5002 0024							



GH 401 gun with fixed lance (1100mm), with detergent head, without nozzle, with Swivel

TECHNICAL FEATURES					COMPATIBLE MODELS						
l/min	IN	OUT	bar	CODE	9065 0001	9065 0002	9065 0003	9065 0006	9065 0004	9065 0005	9065 0007
40	G 3/8" M	G 1/4" F	400	2410 0126							



GH 401 gun with revolving lance (1100mm), with detergent head, without nozzle, with Swivel

TECHNICAL FEATURES					COMPATIBLE MODELS						
l/min	IN	OUT	bar	CODE	9065 0001	9065 0002	9065 0003	9065 0006	9065 0004	9065 0005	9065 0007
40	G 3/8" M	G 1/4" F	400	2410 0124							



Lance with rotating nozzle

TECHNICAL FEATURES				COMPATIBLE MODELS						
IN	mm	Ø	CODE	9065 0001	9065 0002	9065 0003	9065 0006	9065 0004	9065 0005	9065 0007
M22x1,5 M	560	040	3301 0777							
M22x1,5 M	560	045	3301 0782							
M22x1,5 M	560	050	3301 0893							
M22x1,5 M	560	070	3301 0899							
M22x1,5 M	560	080	3301 1003							



Drain nozzle

TECHNICAL FEATURES				COMPATIBLE MODELS						
IN	m	l/min	CODE	9065 0001	9065 0002	9065 0003	9065 0006	9065 0004	9065 0005	9065 0007
M22x1,5 M	25	10 ÷ 15	3045 0041							
M22x1,5 M	25	16 ÷ 29	3045 0036							



Sand/Soda blasting lance kit

TECHNICAL FEATURES				COMPATIBLE MODELS						
IN	mm	Ø	CODE	9065 0001	9065 0002	9065 0003	9065 0006	9065 0004	9065 0005	9065 0007
M22x1,5 M	500	040	3301 0772							
M22x1,5 M	500	080	3301 0972							



Foam lance, with regulator

TECHNICAL FEATURES				COMPATIBLE MODELS						
IN	l/min	lt	CODE	9065 0001	9065 0002	9065 0003	9065 0006	9065 0004	9065 0005	9065 0007
M22x1,5 M	20	1	3301 0766							



Professional Sand/Soda blasting lance kit

TECHNICAL FEATURES				COMPATIBLE MODELS						
IN	mm	∅	CODE	9065 0001	9065 0002	9065 0003	9065 0006	9065 0004	9065 0005	9065 0007
M22x1,5 M	700	040	3301 1219							
M22x1,5 M	700	055	3301 0864							
M22x1,5 M	700	080	3301 1228							



Double barrel lance, without nozzles

TECHNICAL FEATURES				COMPATIBLE MODELS						
IN	OUT	mm	CODE	9065 0001	9065 0002	9065 0003	9065 0006	9065 0004	9065 0005	9065 0007
M22x1,5 M	2x1/4 NPT F	700	3301 0941							



Detergent nozzle for double barrel lance

TECHNICAL FEATURES				COMPATIBLE MODELS						
IN	∅		CODE	9065 0001	9065 0002	9065 0003	9065 0006	9065 0004	9065 0005	9065 0007
1/4" NPT M	60	50	3400 0391							



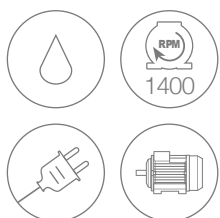
Rubber delivery hose extension kit

TECHNICAL FEATURES				COMPATIBLE MODELS						
IN	OUT	m	CODE	9065 0001	9065 0002	9065 0003	9065 0006	9065 0004	9065 0005	9065 0007
M22x1,5 F - ∅14	M22x1,5 M - ∅14	10 - R1 5/16"	3301 0774							
M22x1,5 F - ∅14	M22x1,5 M - ∅14	10 - R2 5/16"	3301 0985							
M22x1,5 F - ∅14	M22x1,5 M - ∅14	10 - R2 3/8"	3301 0946							



Hose reel kit with rubber hose

TECHNICAL FEATURES				COMPATIBLE MODELS						
Hose type	m	OUT	CODE	9065 0001	9065 0002	9065 0003	9065 0006	9065 0004	9065 0005	9065 0007
-	Without hose	-	7002 0437							
R1-5/16"	15	G 3/8" F	7002 0438							
R2-3/8"	15	G 3/8" F	7002 0439							
R2-5/16"	15	G 3/8" F	7002 0440							



K STEEL XL TS

PREMIUM

HOT WATER SEALS

TSR

SELF-PRIMING PUMPS



FOR MORE INFORMATION



Folding handle with aluminium hinges



Professional unloader valve with S.S. pressure gauge



ø 300 mm heavy duty pneumatic wheels

BOX DIMENSION (cm)	86 x 67 x 80
QUANTITY FOR PALLET	1
PALLET DIMENSION (cm)	86 x 67 x 80
N. MACHINES CONTAINER 20'	32
N. MACHINES CONTAINER 40' (40' HQ)	68



Motor-pump coupling with a flexible joint (10 hp models only)



RW Premium

With integral ceramic pistons and brass pump head



On/off control panel, led micro-leaks detector and alert ordinary pump maintenance device

GENERAL FEATURES

- Heavy duty structure with stainless steel cover
- Easy maintenance of motorpump and electronic panel by simply removing of the cover
- Big pneumatic wheels (ø 300 mm); easy to handle also up and down steps and over uneven grounds
- Stabilizing rubber feet
- Readily serviceable brass suction filter
- Ejector kit for low-pressure detergent suction (excludable)
- 5 litres detergent tank fitted with filter
- **Self priming** RW Premium pump with oil sight glass, with level visible from the outside and brass pump head
- Hot water seals and professional unloader valve
- 4-pole motor (1400 rpm), well oversized and protected with paint
- Exclusive motorpump coupling system for intensive use (9.15 - 9.21 models)
- Elastic coupling (10.15, 10.17, 10.22 and 10.28 models)
- Delayed TotalStop
- Control panel with contactor and thermal protection
- On/off rotary switch
- Led micro-leaks detector with automatic stop system
- Alert ordinary pump maintenance device
- 15 mt hose reel kit (on request)

TECHNICAL FEATURES

CODE	MODELS	PUMP	Ph		Hz	MAX		WORK		WORK		kW	kg	(L x W x H) cm	
			V	bar		bar	MPa	l/h	HP	MPa					
9065 0101	K STEEL XL 9.15 TS 15/230 T	RW Premium	3	400	50	230	23	30÷220	3÷22	330÷900	9,0	6,7	7,3	70	85 x 58 x 105 85 x 58 x 70 *
9065 0102	K STEEL XL 9.21 TS 21/180 T	RW Premium	3	400	50	180	18	30÷160	3÷16	560÷1260	9,0	6,7	7,3	70	85 x 58 x 105 85 x 58 x 70 *
* 9065 0103	K STEEL XL 10.15 TS 15/270 T	RW Premium	3	400	50	270	27	50÷260	5÷26	400÷900	10,0	7,4	8,5	75	85 x 58 x 105 85 x 58 x 70 *
* 9065 0104	K STEEL XL 10.17 TS 17/250 T	RW Premium	3	400	50	250	25	30÷240	3÷24	360÷1020	10,0	7,4	8,5	75	85 x 58 x 105 85 x 58 x 70 *
* 9065 0105	K STEEL XL 10.22 TS 22/210 T	RW Premium	3	400	50	210	21	30÷200	3÷20	490÷1260	10,0	7,4	8,5	75	85 x 58 x 105 85 x 58 x 70 *
* 9065 0110	K STEEL XL 10.28 28/160 T	RW Premium	3	400	50	160	16	30÷150	3÷15	720÷1680	10,0	7,4	8,5	75	85 x 58 x 105 85 x 58 x 70 *

* Height with folding handle closed

* Motor with elastic coupling

STANDARD EQUIPMENT



GH 401 gun with swivel (n. 2 o-ring)

TECHNICAL FEATURES					COMPATIBLE MODELS					
l/min	IN	OUT	bar	CODE	9065 0101	9065 0102	9065 0103	9065 0104	9065 0105	9065 0110
40	G 3/8" M	M22x1,5F long	400	2410 0277						



Bent lance with detergent head, without nozzle

TECHNICAL FEATURES				COMPATIBLE MODELS					
IN	OUT	mm	CODE	9065 0101	9065 0102	9065 0103	9065 0104	9065 0105	9065 0110
M22x1,5 M	1/4" NPT F	800	3301 0976						



Bent lance with detergent head, without nozzle

TECHNICAL FEATURES				COMPATIBLE MODELS					
IN	OUT	mm	CODE	9065 0101	9065 0102	9065 0103	9065 0104	9065 0105	9065 0110
M22x1,5 M	2x1/4 NPT F	700	3301 0941						



Fan shape nozzle 1/4" MEG connection

TECHNICAL FEATURES				COMPATIBLE MODELS					
IN	Ø		CODE	9065 0101	9065 0102	9065 0103	9065 0104	9065 0105	9065 0110
1/4" NPT M	040	25	3400 0702						
1/4" NPT M	043	15	3400 0717						
1/4" NPT M	045	25	3400 0703						
1/4" NPT M	060	25	3400 0708						
1/4" NPT M	070	25	3400 0711						
1/4" NPT M	10	25	3400 0654						



Detergent nozzle for double barrel lance

TECHNICAL FEATURES				COMPATIBLE MODELS					
IN	Ø		CODE	9065 0101	9065 0102	9065 0103	9065 0104	9065 0105	9065 0110
1/4" NPT M	60	50	3400 0391						



Rubber delivery hose kit M22X1,5

TECHNICAL FEATURES				COMPATIBLE MODELS					
IN	OUT	m	CODE	9065 0101	9065 0102	9065 0103	9065 0104	9065 0105	9065 0110
M 22x1,5 F - Ø14	G 3/8" F	10	3301 0776						
M 22x1,5 F - Ø14	G 3/8" F	10	3301 0944						

STANDARD EQUIPMENT



Ejector kit

TECHNICAL FEATURES				COMPATIBLE MODELS					
IN	OUT	Ø	CODE	9065 0101	9065 0102	9065 0103	9065 0104	9065 0105	9065 0110
M22x1,5 F - Ø14	M22x1,5 M - Ø14	2,1	3410 0372						
M22x1,5 F - Ø14	M22x1,5 M - Ø14	2,3	3410 0387						
M22x1,5 F - Ø14	M22x1,5 M - Ø14	2,7	3410 0333						



Brass inlet water filter

TECHNICAL FEATURES				COMPATIBLE MODELS					
IN	OUT	mesh	CODE	9065 0101	9065 0102	9065 0103	9065 0104	9065 0105	9065 0110
G 1/2" F	G 1/2" F	50	1002 0110						

ACCESSORIES



Back-flow Preventer kit BA 10

TECHNICAL FEATURES				COMPATIBLE MODELS					
IN	OUT	l/min	CODE	9065 0101	9065 0102	9065 0103	9065 0104	9065 0105	9065 0110
G 3/4" M	G 3/4" M	35	0608 0049						




3/4 garden hose quick couplers

TECHNICAL FEATURES				COMPATIBLE MODELS					
IN	OUT	bar	CODE	9065 0101	9065 0102	9065 0103	9065 0104	9065 0105	9065 0110
G 3/4" F	G 3/4" F	10	5002 0024						



GH 401 gun with fixed lance (1100mm), with detergent head, without nozzle, with Swivel

TECHNICAL FEATURES					COMPATIBLE MODELS					
l/min	IN	OUT	bar	CODE	9065 0101	9065 0102	9065 0103	9065 0104	9065 0105	9065 0110
40	G 3/8" M	G 1/4" F	400	2410 0126						



GH 401 gun with revolving lance (1100mm), with detergent head, without nozzle, with Swivel

TECHNICAL FEATURES					COMPATIBLE MODELS					
l/min	IN	OUT	bar	CODE	9065 0101	9065 0102	9065 0103	9065 0104	9065 0105	9065 0110
40	G 3/8" M	G 1/4" F	400	2410 0124						



Lance with rotating nozzle

TECHNICAL FEATURES				COMPATIBLE MODELS					
IN	mm	Ø	CODE	9065 0101	9065 0102	9065 0103	9065 0104	9065 0105	9065 0110
M22x1,5 M	560	040	3301 1113						
M22x1,5 M	560	045	3301 1242						
M22x1,5 M	560	060	3301 0897						
M22x1,5 M	560	070	3301 0899						
M22x1,5 M	560	10	3301 0995						



Drain nozzle

TECHNICAL FEATURES				COMPATIBLE MODELS					
IN	m	l/min	CODE	9065 0101	9065 0102	9065 0103	9065 0104	9065 0105	9065 0110
M22x1,5 M	25	10 ÷ 15	3045 0041						
M22x1,5 M	25	16 ÷ 29	3045 0036						
M22x1,5 M	25	30 ÷ 42	3045 0044						



Sand/Soda blasting lance kit

TECHNICAL FEATURES				COMPATIBLE MODELS					
IN	mm	Ø	CODE	9065 0101	9065 0102	9065 0103	9065 0104	9065 0105	9065 0110
M22x1,5 M	500	040	3301 0772						
M22x1,5 M	500	080	3301 0972						



Foam lance, with regulator

TECHNICAL FEATURES				COMPATIBLE MODELS					
IN	l/min	°C	CODE	9065 0101	9065 0102	9065 0103	9065 0104	9065 0105	9065 0110
M22x1,5 M	20	60	3301 0901						



Professional Sand/Soda blasting lance kit

TECHNICAL FEATURES				COMPATIBLE MODELS					
IN	mm	∅	CODE	9065 0101	9065 0102	9065 0103	9065 0104	9065 0105	9065 0110
M22x1,5 M	700	040	3301 1219						
M22x1,5 M	700	080	3301 1228						
M22x1,5 M	700	090	3301 0865						



Double barrel lance, without nozzles

TECHNICAL FEATURES				COMPATIBLE MODELS					
IN	OUT	mm	CODE	9065 0101	9065 0102	9065 0103	9065 0104	9065 0105	9065 0110
M22x1,5 M	2x1/4 NPT F	700	3301 0941						



Detergent nozzle for double barrel lance

TECHNICAL FEATURES				COMPATIBLE MODELS					
IN	∅		CODE	9065 0101	9065 0102	9065 0103	9065 0104	9065 0105	9065 0110
1/4" NPT M	60	50	3400 0391						



Rubber delivery hose extension kit

TECHNICAL FEATURES				COMPATIBLE MODELS					
IN	OUT	m	CODE	9065 0101	9065 0102	9065 0103	9065 0104	9065 0105	9065 0110
M22x1,5 M - ∅14	M22x1,5 F - ∅14	10 - R1 5/16"	3301 0985						
M22x1,5 M - ∅14	M22x1,5 F - ∅14	10 - R2 3/8"	3301 0946						



Hose reel kit with rubber hose

TECHNICAL FEATURES				COMPATIBLE MODELS					
Hose type	m	OUT	CODE	9065 0101	9065 0102	9065 0103	9065 0104	9065 0105	9065 0110
-	Without hose	-	7002 0453						
R1-5/16"	15	G 3/8" F	7002 0455						
R2-3/8"	15	G 3/8" F	7002 0454						



Foot valve

TECHNICAL FEATURES				COMPATIBLE MODELS					
IN	OUT	bar	CODE	9065 0101	9065 0102	9065 0103	9065 0104	9065 0105	9065 0110
G 3/8" M	M22x1,5 F	280	0608 0097						



Washing Lance with quick coupling, without nozzle

TECHNICAL FEATURES				COMPATIBLE MODELS					
IN	OUT	mm	CODE	9065 0101	9065 0102	9065 0103	9065 0104	9065 0105	9065 0110
M22x1,5 M	M 15x1 F	540	3301 1554						



Fan-shape nozzle for washing lance

TECHNICAL FEATURES				COMPATIBLE MODELS					
IN	∅	°C	CODE	9065 0101	9065 0102	9065 0103	9065 0104	9065 0105	9065 0110
M 15x1 M	1,5	90	3410 0392						
M 15x1 M	2,0	90	3410 0393						



K STEEL ECO

PREMIUM

HOT WATER SEALS

TSR

SELF-PRIMING PUMPS



FOR MORE INFORMATION



RW Premium



FW2

Pumps with 3 integral ceramic pistons and brass pump head/ass pump head (nickel head for RW)



The hose reel can be mounted on the handle on request



BOX DIMENSION (cm)	80 x 60 x 80
QUANTITY FOR PALLET	4
PALLET DIMENSION (cm)	120 x 80 x 175
N. MACHINES CONTAINER 20'	44
N. MACHINES CONTAINER 40' (40' HQ)	92



Big wheels in food-industry rubber



Stainless steel pressure gauge

GENERAL FEATURES

- Handle with supports for housing the gun, lance, power cable and delivery hose
- Hot water seals
- Handy and secure housing of the hose reel (when applicable)
- 4-pole three-phase asynchronous motor (1400 rpm)
- Exclusive pump-motor coupling system for intensive use
- Bolt-on professional unloader valve
- Contactor
- Stainless steel frame and casing
- Motor thermal protection
- Delayed Total Stop

TECHNICAL FEATURES

CODE	MODELS	PUMP														
			Ph	V	Hz	bar	MPa	bar	MPa	l/h	HP	kW	kW	kg	(L x W x H) cm	
9024 4725	K STEEL ECO 809	FW2	3	400	50	150	15	30÷135	3÷13,5	590 ÷ 1260	7,5	5,5	7,0	67	62 x 90 x 84	
9024 4726	K STEEL ECO 801	RW Premium	3	400	50	210	21	30÷200	3÷20	370 ÷ 900	9,0	6,6	7,5	70	62 x 90 x 84	
9024 4727	K STEEL ECO 901	RW Premium	3	400	50	180	18	30÷155	3÷15,5	560 ÷ 1260	9,0	6,6	7,5	70	62 x 90 x 84	

STANDARD EQUIPMENT



GH 401 gun with swivel (n. 2 o-ring)

TECHNICAL FEATURES					COMPATIBLE MODELS		
l/min	IN	OUT	bar	CODE	9024 4725	9024 4726	9024 4727
40	G 3/8" M	AR4 attacco rapido F	400	2410 0252			



Bent lance with detergent head, without nozzle

TECHNICAL FEATURES				COMPATIBLE MODELS		
IN	OUT	mm	CODE	9024 4725	9024 4726	9024 4727
AR4 quick coupling M	1/4" NPT F	900	3301 1524			



Fan shape nozzle

TECHNICAL FEATURES				COMPATIBLE MODELS		
IN	Ø		CODE	9024 4725	9024 4726	9024 4727
1/4" NPT M	045	25	3400 0703			
1/4" NPT M	075	25	3400 0713			
1/4" NPT M	070	25	3400 0711			



Rubber delivery hose kit

TECHNICAL FEATURES				COMPATIBLE MODELS		
IN	OUT	m	CODE	9024 4725	9024 4726	9024 4727
M22x1,5 F - Ø14	G 3/8" F	10 - R1 5/16" BLU	3301 0559			
M22x1,5 F - Ø14	G 3/8" F	10 - R2 5/16" BLU	3301 0599			
M22x1,5 F - Ø14	G 3/8" F	10 - R2 3/8" BLU	3301 1247			



Brass inlet water filter

TECHNICAL FEATURES				COMPATIBLE MODELS		
IN	OUT	mesh	CODE	9024 4725	9024 4726	9024 4727
G 3/4" F	G 3/4" F	45	1002 0159			

ACCESSORIES



Back-flow Preventer kit BA 10

TECHNICAL FEATURES				COMPATIBLE MODELS		
IN	OUT	l/min	CODE	9024 4725	9024 4726	9024 4727
G 3/4" M	G 3/4" M	35	0608 0049			



3/4 garden hose quick couplers

TECHNICAL FEATURES				COMPATIBLE MODELS		
IN	OUT	bar	CODE	9024 4725	9024 4726	9024 4727
G 3/4" F	G 3/4" F	10	5002 0024			



Stainless steel lance, adjustable head + ball quick coupler without nozzle

TECHNICAL FEATURES				COMPATIBLE MODELS		
IN	OUT	mm	CODE	9024 4725	9024 4726	9024 4727
AR4 quick coupling M	1/4" NPT F	500	3301 1523			
AR4 quick coupling M	1/4" NPT F	1200	3301 1525			



Concentrated stainless-steel jet nozzle

TECHNICAL FEATURES				COMPATIBLE MODELS		
IN	Ø		CODE	9024 4725	9024 4726	9024 4727
1/4" NPT M	045	0	3400 0380			
1/4" NPT M	070	0	3400 0633			
1/4" NPT M	075	0	3400 0411			



Lance with rotating nozzle Inox + ball quick coupler

TECHNICAL FEATURES				COMPATIBLE MODELS		
IN	mm	Ø	CODE	9024 4725	9024 4726	9024 4727
AR4 quick coupling M	900	045	3301 1535			
AR4 quick coupling M	900	070	3301 1539			
AR4 quick coupling M	900	080	3301 1540			



Stainless steel double barrel lance + ball quick coupler without nozzle

TECHNICAL FEATURES				COMPATIBLE MODELS		
IN	OUT	mm	CODE	9024 4725	9024 4726	9024 4727
AR4 quick coupling M	2x1/4 NPT F	1000	3301 1516			



Detergent nozzle for double barrel lance

TECHNICAL FEATURES				COMPATIBLE MODELS		
IN	Ø		CODE	9024 4725	9024 4726	9024 4727
1/4" NPT M	60	50	3400 0391			



Foam lance with ball quick coupler

TECHNICAL FEATURES				COMPATIBLE MODELS		
IN	l/min	°C	CODE	9024 4725	9024 4726	9024 4727
AR4 quick coupling M	25	65	3301 1533			



Ball quick coupler + M22x1,5 kit

TECHNICAL FEATURES			COMPATIBLE MODELS		
IN	OUT	CODE	9024 4725	9024 4726	9024 4727
AR4 quick coupling M	M22X1,5 F - Ø14	0011 0026			



Anti-trace BLUE rubber delivery hose extension kit

TECHNICAL FEATURES				COMPATIBLE MODELS		
IN	OUT	m	CODE	9024 4725	9024 4726	9024 4727
M22x1,5 M	M22x1,5 F	10 - R2 5/16" BLU	3301 1249			
M22x1,5 M	M22x1,5 F	10 - R1 5/16" BLU	3301 1248			
M22x1,5 M	M22x1,5 F	10 - R2 3/8" BLU	3301 1250			



Ejector kit

TECHNICAL FEATURES				COMPATIBLE MODELS		
IN	OUT	Ø	CODE	9024 4725	9024 4726	9024 4727
M22x1,5 F - Ø14	M22x1,5 M - Ø14	2,1	3410 0372			



Stainless steel lance with foam nozzle

TECHNICAL FEATURES			COMPATIBLE MODELS		
IN	mm	CODE	9024 4725	9024 4726	9024 4727
M22x1,5 M	500	3301 1275			



Stainless steel foaming system with injector

TECHNICAL FEATURES			COMPATIBLE MODELS		
CODE			9024 4725	9024 4726	9024 4727
0608 0076					



Drain nozzle with ball quick coupler

TECHNICAL FEATURES				COMPATIBLE MODELS		
IN	m	l/min	CODE	9024 4725	9024 4726	9024 4727
AR4 quick coupling M	25	16 ÷ 29	3045 0047			



Professional Sand/Soda blasting lance kit

TECHNICAL FEATURES				COMPATIBLE MODELS		
IN	mm	Ø	CODE	9024 4725	9024 4726	9024 4727
AR4 quick coupling M	700	050	3301 1320			
AR4 quick coupling M	700	080	3301 1321			



Stainless steel floor cleaning lance kit (without gun)

TECHNICAL FEATURES				COMPATIBLE MODELS		
IN	bar	Ø	CODE	9024 4725	9024 4726	9024 4727
M22x1,5 M	250	060 (2x 030)	3301 1253			



Stainless steel floor cleaning lance kit (max T. 82°)

TECHNICAL FEATURES				COMPATIBLE MODELS		
IN	bar	Ø	CODE	9024 4725	9024 4726	9024 4727
G 1/4" M / G 3/8" M	250	040 (2x 020)	3301 1682			



Hose reel kit with rubber hose with Stainless Steel bracket

TECHNICAL FEATURES				COMPATIBLE MODELS		
Hose type	m	OUT	CODE	9024 4725	9024 4726	9024 4727
R2 5/16"	20	G 3/8" F	7002 0304			



Hose reel kit without rubber hose with Stainless Steel bracket

TECHNICAL FEATURES			COMPATIBLE MODELS			
Hose type			CODE	9024 4725	9024 4726	9024 4727
R2 - 5/16" max 30 m / R1 - 5/16" max 40 m			7002 0329			



Stainless Steel hose reel kit with rubber hose

TECHNICAL FEATURES				COMPATIBLE MODELS		
Hose type	m	OUT	CODE	9024 4725	9024 4726	9024 4727
R2 5/16"	20	G 3/8" F	7002 0339			



Stainless Steel hose reel kit without rubber hose

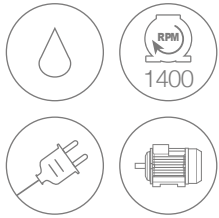
TECHNICAL FEATURES			COMPATIBLE MODELS		
Hose type		CODE	9024 4725	9024 4726	9024 4727
R2 - 5/16" max 20 m / R1 - 5/16" max 30 m		7002 0343			



Foot valve

TECHNICAL FEATURES				COMPATIBLE MODELS		
IN	OUT	bar	CODE	9024 4725	9024 4726	9024 4727
G 3/8" M	M22x1,5 F	280	0608 0097			





K 1251 • 1501 TS

PREMIUM

HOT WATER SEALS

TSR



SW / TW Premium



Motor-pump coupling with a flexible joint



The S.S. hose reel can be mounted on request, with 20, 40, 60 m hose



FOR MORE INFORMATION



BOX DIMENSION (cm)	80 x 60 x 80
QUANTITY FOR PALLET	4
PALLET DIMENSION (cm)	120 x 80 x 175
N. MACHINES CONTANER 20'	44
N. MACHINES CONTANER 40' (40' HQ)	92



Unloader valve and pressure damper



Practical and safe housing accessories, all with ball quick coupler

GENERAL FEATURES

- Heavy duty structure with stainless steel cover
- High filtering capacity cartridge self-cleaning suction filter
- Pressure gauge with stainless steel casing
- Hot water seals
- 4-poles (1400 rpm) motor well oversized and protected with paint
- Pneumatic wheels with steel hub and air chamber
- Highly professional unloader valve with external bypass
- Motor-pump coupling by means of a flexible joint
- FLOW-SENSITIVE Delayed Total Stop
- Low voltage control panel
- Contactor
- Thermal relay motor protection

TECHNICAL FEATURES

CODE	MODELS	PUMP													
			Ph	V	Hz	bar	MPa	bar	MPa	l/h	HP	kW	kW		
9059 0353	K 1251 TS 21/250	SW Premium	3	400	50	260	26	50÷250	5÷25	440÷1260	12,0	8,8	10,0	161	90 x 75 x 95
9059 0354	K 1251 TS 33/160	TW Premium	3	400	50	160	16	30÷150	3÷15	890÷1980	12,0	8,8	10,0	161	90 x 75 x 95
9059 0355	K 1501 TS 42/130	TW Premium	3	400	50	130	13	30÷120	3÷12	1275÷2550	15,0	11,0	12,0	163	90 x 75 x 95
9059 0357	K 1501 TS 18/350	TW Premium	3	400	50	360	36	50÷350	5÷35	410÷1080	15,0	11,0	12,0	163	90 x 75 x 95

On request, available 440V 60Hz models

STANDARD EQUIPMENT



GH 957 gun with Swivel + ball quick coupler

TECHNICAL FEATURES					COMPATIBLE MODELS			
l/min	IN	OUT	bar	CODE	9059 0353	9059 0354	9059 0355	9059 0357
50	M22x1,5M	AR4 attacco rapido F	280	2410 0259				
40	M24x1,5M	AR36 attacco rapido F	400	2410 0256				



Stainless steel double barrel lance with ball quick coupler, without nozzle

TECHNICAL FEATURES				COMPATIBLE MODELS			
IN	OUT	mm	CODE	9059 0353	9059 0354	9059 0355	9059 0357
AR4 quick coupling M	2x1/4 NPT F	1000	3301 1516				



Straight stainless steel lance with ball quick coupler, without nozzle

TECHNICAL FEATURES				COMPATIBLE MODELS			
IN	OUT	mm	CODE	9059 0353	9059 0354	9059 0355	9059 0357
AR36 attacco rapido M	1/4" NPT F	1200	3301 1521				



Fan shape nozzle 1/4" MEG connection

TECHNICAL FEATURES				COMPATIBLE MODELS			
IN	Ø		CODE	9059 0353	9059 0354	9059 0355	9059 0357
1/4" NPT M	040 ceramic	15	3400 0616				
1/4" NPT M	055	25	3400 0707				
1/4" NPT M	13	25	3400 0640				
1/4" NPT M	20	25	3400 0675				



Fan shape nozzle 1/4" MEG connection

TECHNICAL FEATURES				COMPATIBLE MODELS			
IN	Ø		CODE	9059 0353	9059 0354	9059 0355	9059 0357
1/4" NPT M	60	50	3400 0391				



Rubber delivery hose kit with quick coupling

TECHNICAL FEATURES				COMPATIBLE MODELS			
IN	OUT	m	CODE	9059 0353	9059 0354	9059 0355	9059 0357
M22x1,5 F - Ø14	M22x1,5 F - Ø14	10 - R2 3/8"	3301 1314				
M22x1,5 F - Ø14	M22x1,5 F - Ø14	10 - R2 1/2"	3301 1286				
M24x1,5 F - Ø14	M24x1,5 F - Ø14	10 - R2 3/8"	3301 1361				
M24x1,5 F - Ø14	M24x1,5 F - Ø14	30 - R2 3/8"	3301 1599				

STANDARD EQUIPMENT



Self cleaning water filter

TECHNICAL FEATURES				COMPATIBLE MODELS			
IN	OUT	mesh	CODE	9059 0353	9059 0354	9059 0355	9059 0357
G 1" F	G 1" F	80	1002 0241				



Cartridge for water filter

TECHNICAL FEATURES				COMPATIBLE MODELS			
IN	OUT	mesh	CODE	9059 0353	9059 0354	9059 0355	9059 0357
-	-	80	1002 0242				

ACCESSORIES

Protective panels kit

CODE	COMPATIBLE MODELS			
	9059 0353	9059 0354	9059 0355	9059 0357
5018 0117				



Foot valve

TECHNICAL FEATURES				COMPATIBLE MODELS			
IN	OUT	bar	CODE	9059 0353	9059 0354	9059 0355	9059 0357
G 3/8" M	M22x1,5 F	280	0608 0097				
M24x1,5 M	M24x1,5 F	500	0608 0071				



Stainless steel lance, adjustable head + ball quick coupler without nozzle

TECHNICAL FEATURES				COMPATIBLE MODELS			
IN	OUT	mm	CODE	9059 0353	9059 0354	9059 0355	9059 0357
AR4 quick coupling M	1/4" NPT F	500	3301 1523				
AR4 quick coupling M	1/4" NPT F	900	3301 1524				
AR4 quick coupling M	1/4" NPT F	1200	3301 1525				



Stainless steel straight rotating nozzle lance, with ball quick coupler

TECHNICAL FEATURES				COMPATIBLE MODELS			
IN	mm	Ø	CODE	9059 0353	9059 0354	9059 0355	9059 0357
AR 36 quick coupling M	900	045	3301 1536				
AR4 quick coupling M	900	055	3301 1537				
AR4 quick coupling M	900	12	3301 1542				
AR4 quick coupling M	900	20	3301 1543				



Washing Lance with quick coupling, without nozzle

TECHNICAL FEATURES				COMPATIBLE MODELS			
IN	OUT	mm	CODE	9059 0353	9059 0354	9059 0355	9059 0357
AR4 quick coupling M	M 15x1 F	610	3301 1551				



Industrial Foam Lance with ball quick coupler

TECHNICAL FEATURES				COMPATIBLE MODELS			
IN	OUT	mm	CODE	9059 0353	9059 0354	9059 0355	9059 0357
AR4 quick coupling M	M 15x1 F	610	3301 1552				



Fan-shape nozzle for washing lance (M15x1 coupler)

TECHNICAL FEATURES				COMPATIBLE MODELS			
IN	Ø	°C	CODE	9059 0353	9059 0354	9059 0355	9059 0357
M 15x1 M	1,5	90	3410 0392				
M 15x1 M	2,3	90	3410 0394				
M 15x1 M	3,0	90	3410 0395				



Foam lance with ball quick coupler

TECHNICAL FEATURES				COMPATIBLE MODELS			
IN	l/min	°C	CODE	9059 0353	9059 0354	9059 0355	9059 0357
AR4 quick coupling M	25	65	3301 1533				



Ejector kit

TECHNICAL FEATURES				COMPATIBLE MODELS			
IN	OUT	Ø	CODE	9059 0353	9059 0354	9059 0355	9059 0357
M22x1,5 F - Ø14	M22x1,5 M - Ø14	2,1	3410 0372				
M22x1,5 F - Ø14	M22x1,5 M - Ø14	2,7	3410 0333				



Drain nozzle with ball quick coupler

TECHNICAL FEATURES				COMPATIBLE MODELS			
IN	m	l/min	CODE	9059 0353	9059 0354	9059 0355	9059 0357
AR4 quick coupling M	25	16 ÷ 29	3045 0047				
M24x1,5 M	25	16 ÷ 29	3045 0067				
AR4 quick coupling M	25	30 ÷ 42	3045 0048				



Rubber delivery hose extension kit with quick coupling

TECHNICAL FEATURES				COMPATIBLE MODELS			
IN	OUT	m	CODE	9059 0353	9059 0354	9059 0355	9059 0357
M22x1,5 M - Ø14	M22x1,5 F - Ø14	10 - R2 3/8" BLU	3301 0946				
M24x1,5 M - Ø14	M24x1,5 F - Ø14	20 - R2 3/8" BLU	3301 1440				
M22x1,5 M - Ø14	M22x1,5 F - Ø14	30 - R2 1/2" BLU	3301 1278				



Professional Sand/Soda blasting lance kit

TECHNICAL FEATURES				COMPATIBLE MODELS			
IN	mm	Ø	CODE	9059 0353	9059 0354	9059 0355	9059 0357
AR36 quick coupling M	700	040	ON REQUEST				
AR4 quick coupling M	700	055	3301 1318				
AR4 quick coupling M	700	090	3301 1322				



Inox hose reel kit complete with Blue hose

TECHNICAL FEATURES				COMPATIBLE MODELS			
Hose type	m	OUT	CODE	9059 0353	9059 0354	9059 0355	9059 0357
R2-3/8"	20	M 24x1,5 F	7002 0412				
R2-3/8"	20	M22x1,5F	7002 0346				
R2-1/2"	20	M22x1,5F	7002 0345				
R2-1/2"	40	M22x1,5F	7002 0366				
R2-1/2"	60	M22x1,5F	7002 0367				



K XTREME

PREMIUM



TW Premium



TW 500 Premium



Motor-pump coupling with a flexible joint



FOR MORE INFORMATION



BOX DIMENSION (cm)	111 x 90 x 120
QUANTITY FOR PALLET	1
PALLET DIMENSION (cm)	111 x 90 x 120
N. MACHINES CONTAINER 20'	24
N. MACHINES CONTAINER 40' (40' HQ)	52



Low voltage (24V) control panel with star-delta system



Comet TW-TW 500 Premium triplex pumps

GENERAL FEATURES

- Sturdy frame painted with anti-corrosive treatment
- Stainless-steel cover panel
- Handy lance and gun storage
- High filtering capacity cartridge self-cleaning suction filter
- Pneumatic wheels with steel hub and air chamber
- Electric motor (1400 rpm) 20, 25 and 30 HP
- Comet TW Premium triplex pumps
- Motor-pump coupling by means of a flexible joint
- Automatic unloader valve with external by-pass and gradual pressure restoring
- Overheating thermostatic valve
- Low voltage (24V) control panel with star-delta system
- Remote switch and motor cut-out with thermal relay
- Emergency stop button
- Hour counter

TECHNICAL FEATURES

CODE	MODELS	PUMP														
			Ph	V	Hz	bar	MPa	bar	MPa	l/h	HP	kW	kW	kg	(L x W x H) cm	
9059 0001	K Xtreme 15/500	TW Premium 500	3	400	50	520	52	100÷500	10÷50	400÷900	20,0	14,7	15,0	175	100 x 75 x 85	
9059 0002	K Xtreme 21/350	TW Premium 500	3	400	50	360	36	50÷350	5÷35	480÷1260	20,0	14,7	15,0	175	100 x 75 x 85	
9059 0003	K Xtreme 33/250	TW Premium	3	400	50	250	25	30÷240	3÷24	690÷1980	20,0	14,7	15,0	175	100 x 75 x 85	
9059 0004	K Xtreme 18/500	TW Premium 500	3	400	50	520	52	100÷500	10÷50	480÷1080	25,0	18,4	18,5	185	100 x 75 x 85	
9059 0005	K Xtreme 21/450	TW Premium 500	3	400	50	450	45	100÷440	10÷44	600÷1260	25,0	18,4	18,5	185	100 x 75 x 85	
9059 0006	K Xtreme 42/200	TW Premium	3	400	50	200	20	30÷190	3÷19	1000÷2520	25,0	18,4	18,5	185	100 x 75 x 85	
9059 0014	K Xtreme 21/500	TW Premium 500	3	400	50	520	52	100÷500	10÷50	560÷1260	30,0	22,1	23,0	200	100 x 75 x 85	

On request, available 440V 60Hz models

STANDARD EQUIPMENT



GH 960 gun with Swivel + ball quick coupler

TECHNICAL FEATURES					COMPATIBLE MODELS						
l/min	IN	OUT	bar	CODE	9059 0001	9059 0002	9059 0003	9059 0004	9059 0005	9059 0006	9059 0014
60	M24x1,5 M	M24x1,5 F	700	2410 0268							



GH 501 stainless steel gun with quick couplers

TECHNICAL FEATURES					COMPATIBLE MODELS						
l/min	IN	OUT	bar	CODE	9059 0001	9059 0002	9059 0003	9059 0004	9059 0005	9059 0006	9059 0014
60	M24x1,5 M	M24x1,5 F	700	2410 0220							



L50 straight Stainless Steel lance with ball quick coupler, without nozzles

TECHNICAL FEATURES				COMPATIBLE MODELS						
IN	OUT	mm	CODE	9059 0001	9059 0002	9059 0003	9059 0004	9059 0005	9059 0006	9059 0014
M 24x1,5 M	1/4" NPT F	1200	3301 1472							



L70 straight Stainless Steel lance with adjustable handle

TECHNICAL FEATURES				COMPATIBLE MODELS						
IN	OUT	mm	CODE	9059 0001	9059 0002	9059 0003	9059 0004	9059 0005	9059 0006	9059 0014
M 24x1,5	1/4" NPT F	1220	3301 1401							



Flat stainless-steel spray nozzle max 350/500 bar

TECHNICAL FEATURES				COMPATIBLE MODELS						
IN	Ø		CODE	9059 0001	9059 0002	9059 0003	9059 0004	9059 0005	9059 0006	9059 0014
1/4" NPT M	028	15	3400 0709							
1/4" NPT M	035	15 - ceramic	3400 0615							
1/4" NPT M	040	15 - ceramic	3400 0616							
1/4" NPT M	050	25	3400 0618							
1/4" NPT M	090	25	3400 0644							
1/4" NPT M	12	25	3400 0639							



Delivery hose kit quick coupler M24x1,5

TECHNICAL FEATURES				COMPATIBLE MODELS						
IN	OUT	m	CODE	9059 0001	9059 0002	9059 0003	9059 0004	9059 0005	9059 0006	9059 0014
M24x1,5 F - Ø14	M24x1,5 F - Ø14	20 - R2-3/8"	3301 1226							
M24x1,5 F - Ø14	M24x1,5 F - Ø14	20 - R2-3/8"	3301 1270							
M24x1,5 F - Ø14	M24x1,5 F - Ø14	20 - R2-1/2"	3301 1268							

STANDARD EQUIPMENT



Self cleaning water filter

TECHNICAL FEATURES				COMPATIBLE MODELS						
IN	OUT	mesh	CODE	9059 0001	9059 0002	9059 0003	9059 0004	9059 0005	9059 0006	9059 0014
G 1" F	G 1" F	80	1002 0241							



Cartridge for water filter

TECHNICAL FEATURES				COMPATIBLE MODELS						
IN	OUT	mesh	CODE	9059 0001	9059 0002	9059 0003	9059 0004	9059 0005	9059 0006	9059 0014
-	-	80	1002 0242							

ACCESSORIES



Concentrated stainless-steel jet nozzle with ceramic insert

TECHNICAL FEATURES				COMPATIBLE MODELS						
IN	Ø		CODE	9059 0001	9059 0002	9059 0003	9059 0004	9059 0005	9059 0006	9059 0014
1/4" NPT M	030	0	3400 0619							
1/4" NPT M	035	0	3400 0621							
1/4" NPT M	040	0	3400 0620							
1/4" NPT M	050	0	3400 0622							
1/4" NPT M	090	0	3400 0645							
1/4" NPT M	11	0	3400 0624							



Stainless-steel lance with rotating nozzle with quick coupler M24x1,5 (600 bar)

TECHNICAL FEATURES				COMPATIBLE MODELS						
IN	mm	Ø	CODE	9059 0001	9059 0002	9059 0003	9059 0004	9059 0005	9059 0006	9059 0014
M24x1,5 M	1220	030	3301 1544							
M24x1,5 M	1220	035	3301 1545							
M24x1,5 M	1220	040	3301 1546							
M24x1,5 M	1220	050	3301 1327							
M24x1,5 M	1220	090	3301 1329-brass							
M24x1,5 M	1220	12	3301 1550-brass							

Connection kit for rotating nozzle head

TECHNICAL FEATURES			COMPATIBLE MODELS						
IN	OUT	CODE	9059 0001	9059 0002	9059 0003	9059 0004	9059 0005	9059 0006	9059 0014
1/4 NPT M	G 1/4" M	5027 0035							



Rotating nozzle head - Stainless steel as spare part (max 600 bar, with tungsten inserts)

TECHNICAL FEATURES				COMPATIBLE MODELS						
IN	Ø	°C	CODE	9059 0001	9059 0002	9059 0003	9059 0004	9059 0005	9059 0006	9059 0014
G 1/4" F	030	100	3217 0331							
G 1/4" F	035	100	3217 0326							
G 1/4" F	040	100	3217 0327							
G 1/4" F	050	100	3217 0329							



Rotating nozzle head - Stainless steel as spare part (max 400 bar, with ceramic inserts)

TECHNICAL FEATURES				COMPATIBLE MODELS						
IN	Ø	°C	CODE	9059 0001	9059 0002	9059 0003	9059 0004	9059 0005	9059 0006	9059 0014
G 1/4" F	090	100	3217 0287							
G 1/4" F	12	100	3217 0278							



Professional Sand/Soda blasting lance kit

TECHNICAL FEATURES				COMPATIBLE MODELS						
IN	mm	Ø	CODE	9059 0001	9059 0002	9059 0003	9059 0004	9059 0005	9059 0006	9059 0014
M24x1,5 M	700	030	3301 1450							
M24x1,5 M	700	040	3301 1333							
M24x1,5 M	700	050	3301 1334							
M24x1,5 M	700	090	3301 1336							



Delivery hose extension kit with quick coupler M24x1,5

TECHNICAL FEATURES				COMPATIBLE MODELS						
IN	OUT	m	CODE	9059 0001	9059 0002	9059 0003	9059 0004	9059 0005	9059 0006	9059 0014
M24x1,5 F - Ø14	M24x1,5 M - Ø14	20 - R2-3/8"	3301 1255							
M24x1,5 F - Ø14	M24x1,5 M - Ø14	20 - R2-3/8"	3301 1271							
M24x1,5 F - Ø14	M24x1,5 M - Ø14	20 - R2-1/2"	3301 1269							



Protective clothing

TECHNICAL FEATURES			COMPATIBLE MODELS						
bar	Description	CODE	9059 0001	9059 0002	9059 0003	9059 0004	9059 0005	9059 0006	9059 0014
500	Grembiule	0608 0070							



Drain nozzle kit with quick coupler

TECHNICAL FEATURES				COMPATIBLE MODELS						
IN	m	l/min	CODE	9059 0001	9059 0002	9059 0003	9059 0004	9059 0005	9059 0006	9059 0014
M 24x1,5 M	25	10 ÷ 15	3045 0050							
M 24x1,5 M	25	16 ÷ 29	3045 0051							
M 24x1,5 M	25	30 ÷ 42	3045 0052							



Foot valve

TECHNICAL FEATURES				COMPATIBLE MODELS						
IN	OUT	bar	CODE	9059 0001	9059 0002	9059 0003	9059 0004	9059 0005	9059 0006	9059 0014
M 24x1,5 M	M 24x1,5 F	500	0608 0071							




Stainless steel Hose reel kit with Blue hose

TECHNICAL FEATURES				COMPATIBLE MODELS						
Hose type	m	OUT	CODE	9059 0001	9059 0002	9059 0003	9059 0004	9059 0005	9059 0006	9059 0014
R2-3/8"	20	M 24x1,5 F	7002 0360							
R2-1/2"	20	M 24x1,5 F	7002 0359							



K XTREME 700 bar

PREMIUM



Motor-pump coupling with a flexible joint

TW 700 bar

Triplex pump with S.S. head



FOR MORE INFORMATION



BOX DIMENSION (cm)	111 x 90 x 120
QUANTITY FOR PALLET	1
PALLET DIMENSION (cm)	111 x 90 x 120
N. MACHINES CONTAINER 20'	24
N. MACHINES CONTAINER 40' (40' HQ)	52



Low voltage (24V) control panel with star-delta system

GENERAL FEATURES

- No water safety device at pump inlet
- Sturdy frame painted with anti-corrosive treatment
- Stainless-steel cover panel
- Handy lance and gun storage
- High filtering capacity cartridge self-cleaning suction filter
- Pneumatic wheels with steel hub and air chamber
- Electric motor (1400 rpm) 30 HP
- Comet TW 700 triplex pump
- Motor-pump coupling with flexible joint
- S.S. pressure gauge
- Automatic unloader valve with external by-pass and gradual pressure restoring
- Safety valve
- Overheating thermostatic valve
- Low voltage (24V) control panel with star-delta system
- Remote switch and motor cut-out with thermal relay
- Emergency stop button
- Hour counter

TECHNICAL FEATURES

CODE	MODELS	PUMP	Electrical			MAX		WORK		Motor		kW	kg	(L x W x H) cm	
			Ph	V	Hz	bar	MPa	bar	MPa	l/h	HP				kW
9059 0025	K Xtreme 15/700	TW Premium 700	3	400	50	730	73	100÷700	10÷70	340÷900	30,0	22,1	23,0	200	100 x 75 x 85

STANDARD EQUIPMENT



GC 1100 waterblasting spray gun with lance

TECHNICAL FEATURES					COMPATIBLE MODELS
l/min	IN	OUT	bar	CODE	9059 0025
60	M24x1,5 DKO M	1/4" NPT F	1000	2410 0281	



Stainless steel / tungsten threaded flat jet nozzle

TECHNICAL FEATURES				COMPATIBLE MODELS
IN	Ø		CODE	9059 0025
1/4" NPT M	025	15	3400 0804	



Delivery hose kit with quick coupler and hose whips

TECHNICAL FEATURES				COMPATIBLE MODELS
IN	OUT	m	CODE	9059 0025
M24x1,5 DKO F	M24x1,5 DKO F	20 - R2 3/8"	3208 1466	



Self cleaning water filter

TECHNICAL FEATURES				COMPATIBLE MODELS
IN	OUT	mesh	CODE	9059 0025
G 1" F	G 1" F	80	1002 0241	



Cartridge for water filter

TECHNICAL FEATURES				COMPATIBLE MODELS
IN	OUT	mesh	CODE	9059 0025
-	-	80	1002 0242	



Hose check

TECHNICAL FEATURES		COMPATIBLE MODELS
MATERIAL	CODE	9058 0050
Kevlar	2416 0402	

ACCESSORIES



S/S-tungsten threaded Round Jet nozzle

TECHNICAL FEATURES				COMPATIBLE MODELS
IN	Ø		CODE	9059 0025
1/4" NPT M	025	0	3400 0802	



Nipple for rotating nozzle head

TECHNICAL FEATURES				COMPATIBLE MODELS
IN	OUT	MATERIAL	CODE	9059 0025
1/4" NPT M	1/4" BSP M	STAINLESS STEEL	5027 0102	



Stainless steel rotating nozzle head 1/4 BSP-F

TECHNICAL FEATURES				COMPATIBLE MODELS
IN	Ø	bar	CODE	9059 0025
1/4" BSP F	025	800	3217 0376	



Sand/Soda blasting kit complete with soda blasting head, adjustable probe and rubber suction hose

TECHNICAL FEATURES				COMPATIBLE MODELS
IN	bar	mm	CODE	9059 0025
G 1/4" F *	600	580	3217 0388	

* required nipple for rotating nozzle head, code 5027 0102



Connection for Delivery hose extension M24x1,5 DKO

TECHNICAL FEATURES				COMPATIBLE MODELS
IN	OUT	MATERIAL	CODE	9059 0025
M24X1,5 DKO M	M24X1,5 DKO M	STAINLESS STEEL	2803 0745	



Foot valve con with 25 m drain nozzle kit and quick coupler M24x1,5 DKO

TECHNICAL FEATURES				COMPATIBLE MODELS
IN	OUT	bar	CODE	9059 0025
M24X1,5 DKO M	M24X1,5 DKO F	600	3045 0046	



Protective clothing kit

TECHNICAL FEATURES			COMPATIBLE MODELS
bar	Description	CODE	9059 0025
1000	Helmet kit + 10/28 Apron + 10/28 Hand protections + Gaiters	0608 0132	







X-SPECIAL COLD WATER SERIES


COLD-WATER OPERATION, MAINLY USED BY CAR WASHES, BUILDING SITES AND THE AGRICULTURAL SECTOR



Cleaning of stables and work equipment for the agricultural sector



Washing of motor vehicles, heavy vehicles, trucks, work equipment



Graffiti removal from walls and shutters



Cleaning of sewer pipes. Unblocking and removal of dirt, mildew and limestone



Removal residues from hulls of ships and large boats, cleaning of propeller blades



Street cleaning and removal of residues in the event of accidents



FDX WB

SELF-PRIMING PUMPS

made in ITALY



15 m hose reel



LWD-K



BWD-K

Triplex pumps, ceramic pistons and brass head



FOR MORE INFORMATION



Handle for easy maneuverability

BOX DIMENSION (cm)	120 x 80 x 110
QUANTITY FOR PALLET	1
PALLET DIMENSION (cm)	120 x 80 x 110
N. MACHINES CONTAINER 20'	22
N. MACHINES CONTAINER 40' (40' HQ)	48

Wheels with puncture-proof tyres






Readily serviceable external suction filter



GENERAL FEATURES

- 120 l polyethylene tank
- Painted steel frame
- Wheels with puncture-proof tyres
- Honda GX160 and Loncin G200F engines
- Comet LWD-K and BWD-K **self-priming** triplex pumps, with ceramic pistons and brass pump head
- Professional unloader valve
- Suction filter (readily serviceable external filter at pump inlet)
- Regulated low-pressure detergent suction
- GH301 spray gun with swivel
- Hose reel with 15m G1/4 hose
- Semi-professional use

TECHNICAL FEATURES

CODE	MODELS	PUMP	 bar MPa		 l/h	 HP kW	 kg	 (L x W x H) cm
			bar	MPa	l/h	HP	kW	kg
9020 0801	FDX WB 8/160 Honda GX 160	LWD-K	160	16	480	5,5 4,1	70	120 x 80 x 110
9020 0802	FDX WB 8/160 Loncin G 200 F	BWD-K	160	16	480	6,0 4,4	70	120 x 80 x 110

STANDARD EQUIPMENT



GH 301 gun with swivel

TECHNICAL FEATURES					COMPATIBLE MODELS	
l/min	IN	OUT	bar	CODE	9020 0801	9020 0802
45	G 3/8" M	M22x1,5 F	310	2410 0182		



Bent lance with detergent head, without nozzle

TECHNICAL FEATURES				COMPATIBLE MODELS	
IN	OUT	mm	CODE	9020 0801	9020 0802
M 22x1,5	1/4" NPT F	700	3301 0787		



Fan shape nozzle

TECHNICAL FEATURES				COMPATIBLE MODELS	
IN	Ø		CODE	9020 0801	9020 0802
1/4" NPT M	Ø30	25	3400 0606		



Thermostatic valve

TECHNICAL FEATURES				COMPATIBLE MODELS	
IN	°C	Ø	CODE	9020 0801	9020 0802
G 3/8" M	56	7mm	1215 0354		
G 1/2" M	56	7mm	1215 0355		

ACCESSORIES



Back-flow Preventer kit BA 10

TECHNICAL FEATURES				COMPATIBLE MODELS	
IN	OUT	l/min	CODE	9020 0801	9020 0802
G 3/4" M	G 3/4" M	35	0608 0049		



3/4 garden hose quick couplers

TECHNICAL FEATURES				COMPATIBLE MODELS	
IN	OUT	bar	CODE	9020 0801	9020 0802
G 3/4" F	G 3/4" F	10	5002 0024		



GH 281 gun with pressure preregulator + Swivel

TECHNICAL FEATURES					COMPATIBLE MODELS	
l/min	IN	OUT	bar	CODE	9020 0801	9020 0802
15	G 3/8" M	M22x1,5F	310	2410 0227		



Bent lance, with rotating nozzle

TECHNICAL FEATURES				COMPATIBLE MODELS	
IN	mm	∅	CODE	9020 0801	9020 0802
M22x1,5 M	560	030	3301 0780		



Sand/Soda blasting lance kit

TECHNICAL FEATURES				COMPATIBLE MODELS	
IN	mm	∅	CODE	9020 0801	9020 0802
M22x1,5 M	435 / 500	040	3301 0772		



Double barrel lance, without nozzles

TECHNICAL FEATURES				COMPATIBLE MODELS	
IN	OUT	mm	CODE	9020 0801	9020 0802
M22x1,5 M	2x1/4 NPT F	700	3301 0941		



Detergent nozzle for double barrel lance

TECHNICAL FEATURES				COMPATIBLE MODELS	
IN	∅		CODE	9020 0801	9020 0802
1/4" NPT M	60	50	3400 0391		



Bent lance with adjustable jet

TECHNICAL FEATURES				COMPATIBLE MODELS	
IN	mm	∅	CODE	9020 0801	9020 0802
M22x1,5 M	700	030	3301 0905		



Foam lance, with regulator

TECHNICAL FEATURES				COMPATIBLE MODELS	
IN	l/min	lt	CODE	9020 0801	9020 0802
M22x1,5 M	20	1	3301 0901		



Rotating brush

TECHNICAL FEATURES				COMPATIBLE MODELS	
IN	bar	l/min	CODE	9020 0801	9020 0802
M22x1,5 M	20	20	1413 0029		



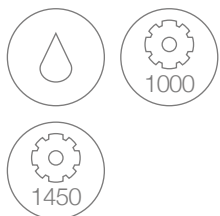
Drain nozzle

TECHNICAL FEATURES				COMPATIBLE MODELS	
IN	m	l/min	CODE	9020 0801	9020 0802
M22x1,5 M	25	6 ÷ 9	3045 0034		



Rubber delivery hose extension kit

TECHNICAL FEATURES				COMPATIBLE MODELS	
IN	OUT	m	CODE	9020 0801	9020 0802
M22x1,5 M - Ø14	M22x1,5 F - Ø14	10 - R1 5/16"	3301 0774		



PTO

PREMIUM

SELF-PRIMING PUMPS



FOR MORE INFORMATION



TWN Premium

RW Premium

Pumps with 3 integral ceramic pistons and brass pump head. Two oil sight glasses



PTO with frame

BOX DIMENSION (cm)	65 x 40 x 40
QUANTITY FOR PALLET	2
PALLET DIMENSION (cm)	120 x 80 x 100
N. MACHINES CONTANER 20'	-
N. MACHINES CONTANER 40' (40' HQ)	-

PTO without frame

BOX DIMENSION (cm)	84 x 70 x 16
QUANTITY FOR PALLET	6
PALLET DIMENSION (cm)	100 x 80 x 95
N. MACHINES CONTANER 20'	-
N. MACHINES CONTANER 40' (40' HQ)	-

- 1** Coupling for tractor's 3rd linkage point, diam. 19 - 25 mm
- 2** 22 mm diameter pins for 3-point hitch
- 3** Gearbox kit for 1450 rpm pumps (RW)



GENERAL FEATURES

- Also available with compact closing frame (71 x 85 x 15 cm)
- RW pumps with 1450 rpm gearbox kit
- With TWN pump for direct application
- Water suction from external tank option (**self-priming** pumps)
- Professional pressure unloader valve
- Shield for cardan shaft
- Readily serviceable brass water suction filter
- Pressure Gauge

TECHNICAL FEATURES

CODE	MODELS	PUMP	 bar MPa		 l/h	 kW	 kg	 (L x W x H) cm
			PTO Premium with frame					
9045 0014 ●	PTO 21/200	RW	200	20	1260	8,5	46	57 x 82,5 x 70
9045 0003 ●	PTO 23/200	TWN	200	20	1380	10,0	53	57 x 82,5 x 70
9045 0005 ●	PTO 30/170	TWN	170	17	1800	11,0	53	57 x 82,5 x 70
PTO Premium without frame								
9045 0017 ●	PTO 15/150	RW	150	15	900	5,5	28	57 x 82,5 x 70
9045 0016 ●	PTO 21/200	RW	200	20	1260	8,5	32	57 x 82,5 x 70
9045 0008 ●	PTO 23/200	TWN	200	20	1380	10,0	34	57 x 82,5 x 70
9045 0010 ●	PTO 30/170	TWN	170	17	1800	11,0	37	57 x 82,5 x 70

● With gearbox kit (540 rpm PTO) ● Without gearbox kit (1000 rpm PTO)

STANDARD EQUIPMENT



GH 401 gun with Swivel (n.2 o-ring)



Double barrel lance, without nozzles



Fan shape nozzle 25° 1/4" MEG connection



Detergent nozzle for double barrel lance



Rubber delivery hose kit 10 m



Brass inlet water filter

TECHNICAL FEATURES					COMPATIBLE MODELS						
l/min	IN	OUT	bar	CODE	9045 0014	9045 0003	9045 0005	9045 0017	9045 0016	9045 0008	9045 0010
40	G 3/8" M	M22x1,5F long	400	2410 0277							

TECHNICAL FEATURES				COMPATIBLE MODELS						
IN	OUT	mm	CODE	9045 0014	9045 0003	9045 0005	9045 0017	9045 0016	9045 0008	9045 0010
M22x1,5 M	2x1/4 NPT F	700	3301 0941							

TECHNICAL FEATURES				COMPATIBLE MODELS						
IN	∅		CODE	9045 0014	9045 0003	9045 0005	9045 0017	9045 0016	9045 0008	9045 0010
1/4" NPT M	050	25	3400 0705							
1/4" NPT M	065	25	3400 0710							
1/4" NPT M	070	25	3400 0711							
1/4" NPT M	10	25	3400 0523							

TECHNICAL FEATURES				COMPATIBLE MODELS						
IN	∅		CODE	9045 0014	9045 0003	9045 0005	9045 0017	9045 0016	9045 0008	9045 0010
1/4" NPT M	60	50	3400 0391							

TECHNICAL FEATURES				COMPATIBLE MODELS						
IN	OUT	m	CODE	9045 0014	9045 0003	9045 0005	9045 0017	9045 0016	9045 0008	9045 0010
M22x1,5 F - ∅14	G 3/8" F	10 - R2 5/16"	3301 0776							
M22x1,5 F - ∅14	G 3/8" F	10 - R2 3/8"	3301 0658							

TECHNICAL FEATURES				COMPATIBLE MODELS						
IN	OUT	mesh	CODE	9045 0014	9045 0003	9045 0005	9045 0017	9045 0016	9045 0008	9045 0010
G 3/4" F	G 3/4" F	50	1002 0159							

ACCESSORIES



PTO frame kit

CODE	COMPATIBLE MODELS						
	9045 0014	9045 0003	9045 0005	9045 0017	9045 0016	9045 0008	9045 0010
3206 0295							



Suction strainer kit, with rubber hose m 2

TECHNICAL FEATURES				COMPATIBLE MODELS						
Ø	mesh	°C	CODE	9045 0014	9045 0003	9045 0005	9045 0017	9045 0016	9045 0008	9045 0010
25	10	60	0401 0038							



Bent lance, with rotating nozzle

TECHNICAL FEATURES				COMPATIBLE MODELS						
IN	mm	Ø	CODE	9045 0014	9045 0003	9045 0005	9045 0017	9045 0016	9045 0008	9045 0010
M22x1,5 M	560	050	3301 0893							
M22x1,5 M	560	060	3301 0897							
M22x1,5 M	560	070	3301 0899							
M22x1,5 M	560	10	3301 0995							



Rubber delivery hose extension kit

TECHNICAL FEATURES				COMPATIBLE MODELS						
IN	OUT	m	CODE	9045 0014	9045 0003	9045 0005	9045 0017	9045 0016	9045 0008	9045 0010
M22x1,5 M - Ø14	M22x1,5 F - Ø15	10 - R2 3/8"	3301 0946							



Drain nozzle

TECHNICAL FEATURES				COMPATIBLE MODELS						
IN	m	l/min	CODE	9045 0014	9045 0003	9045 0005	9045 0017	9045 0016	9045 0008	9045 0010
M22x1,5 M	25	16 ÷ 29	3045 0036							
M22x1,5 M	25	30 ÷ 42	3045 0044							





SELF-PRIMING PUMPS

made in ITALY


FDX BLADE S



BXD
Self-priming axial pump, 3 stainless steel pistons and brass pump head



BWD-K
Self-priming triplex pumps, 3 ceramic pistons, brass pump head, bronze rods



Height-adjustable and foldable handlebar



Pneumatic rubber wheels (optional)

FOR MORE INFORMATION



BOX DIMENSION (cm)	65 x 57 x 65
QUANTITY FOR PALLET	6
PALLET DIMENSION (cm)	115 x 65 x 185
N. MACHINES CONTANER 20'	108
N. MACHINES CONTANER 40' (40' HQ)	216



Easy to handle up and down steps and over uneven ground



Well balanced for easy handling

GENERAL FEATURES

- Honda and Loncin gasoline engines
- Versions with Comet BXD **self-priming** axial pump, 3 stainless steel pistons and brass pump head
- Versions with Comet BWD-K **self-priming** triplex pump, 3 ceramic pistons, brass pump head, bronze rods
- Professional unloader valve
- Low-pressure detergent suction
- Readily serviceable water suction filter
- Oil-alert safety device for engine protection
- Ø 260 rubber wheels (optional)
- Stabilizing rubber feet
- Pressure gauge

TECHNICAL FEATURES

CODE	MODELS	PUMP	 MAX		 MAX					
			bar	MPa	l/h	HP	kW	kg	(L x W x H) cm	
9066 0501	FDX Blade S 13/150 - Honda GP160	BXD	150	15	780	5,0	3,7	30	64 x 45 x 85 56 x 45 x 61 *	
9066 0502	FDX Blade S 12/200 - Loncin G200 F	BXD	200	20	720	6,0	4,4	30	64 x 45 x 85 56 x 45 x 61 *	
9066 0503	FDX Blade S 12/200 - Honda GP200	BXD	200	20	720	6,0	4,4	30	64 x 45 x 85 56 x 45 x 61 *	
9066 0504	FDX Blade S 13/180 - Loncin G200 F	BWD-K	180	18	780	6,0	4,4	34	64 x 45 x 85 56 x 45 x 61 *	
9066 0505	FDX Blade S 13/180 - Honda GX200	BWD-K	180	18	780	6,0	4,4	34	64 x 45 x 85 56 x 45 x 61 *	

* Height with handle closed

STANDARD EQUIPMENT



GC 251 gun with protection

TECHNICAL FEATURES					COMPATIBLE MODELS				
l/min	IN	OUT	bar	CODE	9066 0501	9066 0502	9066 0503	9066 0504	9066 0505
30	G 1/4" M	M22x1,5 F	255	2410 0118					



Bent lance, with adjustable nozzle

TECHNICAL FEATURES				COMPATIBLE MODELS				
IN	mm	Ø	CODE	9066 0501	9066 0502	9066 0503	9066 0504	9066 0505
M22x1,5 M	570	037	3301 1067					
M22x1,5 M	570	042	3301 1258					
M22x1,5 M	570	050	3301 1284					



Fan shape nozzle

TECHNICAL FEATURES				COMPATIBLE MODELS				
IN	Ø	°C	CODE	9066 0501	9066 0502	9066 0503	9066 0504	9066 0505
M4	037	60	3400 0715					
M4	043	60	3400 0717					
M4	050	60	3400 0797					



Rubber delivery hose kit

TECHNICAL FEATURES				COMPATIBLE MODELS				
IN	OUT	m	CODE	9066 0501	9066 0502	9066 0503	9066 0504	9066 0505
M22x1,5 F - Ø14	G 1/4" F	10 - R1 1/4"	3301 1637					



Plastic inlet water filter

TECHNICAL FEATURES				COMPATIBLE MODELS				
IN	OUT	mesh	CODE	9066 0501	9066 0502	9066 0503	9066 0504	9066 0505
Ø 15	G 3/4" F	50	1002 0285					

ACCESSORIES



Back-flow Preventer kit BA 10

TECHNICAL FEATURES				COMPATIBLE MODELS				
IN	OUT	l/min	CODE	9066 0501	9066 0502	9066 0503	9066 0504	9066 0505
G 3/4" M	G 3/4" M	35	0608 0049					



3/4 garden hose quick couplers

TECHNICAL FEATURES				COMPATIBLE MODELS				
IN	OUT	bar	CODE	9066 0501	9066 0502	9066 0503	9066 0504	9066 0505
G 3/4" F	G 3/4" F	10	5002 0024					



GH 281 gun with pressure pregulator + Swivel

TECHNICAL FEATURES					COMPATIBLE MODELS				
l/min	IN	OUT	bar	CODE	9066 0501	9066 0502	9066 0503	9066 0504	9066 0505
15	G 1/4" M	M22x1,5F	310	2410 0225					



Bent lance, with rotating nozzle

TECHNICAL FEATURES				COMPATIBLE MODELS				
IN	mm	∅	CODE	9066 0501	9066 0502	9066 0503	9066 0504	9066 0505
M22x1,5 M	560	040	3301 0777					
M22x1,5 M	560	045	3301 0782					
M22x1,5 M	560	050	3301 0893					



Bent lance with detergent head, without nozzle

TECHNICAL FEATURES				COMPATIBLE MODELS				
IN	OUT	mm	CODE	9066 0501	9066 0502	9066 0503	9066 0504	9066 0505
M22x1,5 M	1/4" NPT F	570	3301 0935					



Fan shape nozzle

TECHNICAL FEATURES				COMPATIBLE MODELS				
IN	∅		CODE	9066 0501	9066 0502	9066 0503	9066 0504	9066 0505
1/4" NPT M	037	15	3400 0715					
1/4" NPT M	043	15	3400 0717					
1/4" NPT M	050	25	3400 0797					



Sand/Soda blasting lance kit

TECHNICAL FEATURES				COMPATIBLE MODELS				
IN	mm	∅	CODE	9066 0501	9066 0502	9066 0503	9066 0504	9066 0505
M22x1,5 M	435 / 500	040	3301 0772					



Rotating brush

TECHNICAL FEATURES				COMPATIBLE MODELS				
IN	bar	l/min	CODE	9066 0501	9066 0502	9066 0503	9066 0504	9066 0505
M 22x1,5 M	20	20	1413 0033					



Fixed brush

TECHNICAL FEATURES				COMPATIBLE MODELS				
IN	bar	l/min	CODE	9066 0501	9066 0502	9066 0503	9066 0504	9066 0505
M 22x1,5 M	20	20	1413 0032					



Drain nozzle

TECHNICAL FEATURES				COMPATIBLE MODELS				
IN	m	l/min	CODE	9066 0501	9066 0502	9066 0503	9066 0504	9066 0505
M22x1,5 M	25	10 ÷ 15	3045 0041					



Rubber delivery hose extension kit

TECHNICAL FEATURES				COMPATIBLE MODELS				
IN	OUT	m	CODE	9066 0501	9066 0502	9066 0503	9066 0504	9066 0505
M22x1,5 M - Ø14	M22x1,5 F - Ø14	8 - R1 1/4	3301 0769					
M22x1,5 M - Ø14	M22x1,5 F - Ø14	10 - R1 5/16"	3301 0774					



Suction hose with quick coupling

TECHNICAL FEATURES				COMPATIBLE MODELS				
IN	OUT	m	CODE	9066 0501	9066 0502	9066 0503	9066 0504	9066 0505
Ø 13	Ø 19	2,5	3208 0783					



Foam lance, with regulator

TECHNICAL FEATURES				COMPATIBLE MODELS				
IN	l/min	lt	CODE	9066 0501	9066 0502	9066 0503	9066 0504	9066 0505
M22x1,5 M	20	1	3301 0766					



Floor cleaning lance kit SC 155

TECHNICAL FEATURES				COMPATIBLE MODELS				
IN	bar	Ø	CODE	9066 0501	9066 0502	9066 0503	9066 0504	9066 0505
M22x1,5 M	210	Ø35	3301 0710					



Thermostatic valve (optimal functioning when supplied with tap water pressure)

TECHNICAL FEATURES				COMPATIBLE MODELS				
IN	°C	Ø	CODE	9066 0501	9066 0502	9066 0503	9066 0504	9066 0505
G 3/8" M	56	7mm	1215 0354					




Hose reel kit with rubber hose


TECHNICAL FEATURES				COMPATIBLE MODELS				
Hose type	m	OUT	CODE	9066 0501	9066 0502	9066 0503	9066 0504	9066 0505
Without hose	-	-	7002 0469					
R1 1/4"	15	G 3/8" F	7002 0465					



FDX BLADE XL



EWD-K



**PATENTED
PRESSURE
BOOSTER
SYSTEM**
(EWD-K models)

+10%*
PERFORMANCE

* compared to the corresponding models on the market



15 mt hose reel kit (on request)



Easy to handle up and down steps and over uneven ground

FOR MORE INFORMATION



BOX DIMENSION (cm)	86 x 67 x 80
QUANTITY FOR PALLET	1
PALLET DIMENSION (cm)	86 x 67 x 80
N. MACHINES CONTAINER 20'	32
N. MACHINES CONTAINER 40' (40' HQ)	68

S/S pump cover on request



Folding handle with aluminium hinges



GENERAL FEATURES

- Honda GX and Loncin gasoline engines
- Comet EWD-K triplex pump with Pressure Booster to maximize outlet pressure, 3 ceramic pistons, brass pump head and built-in unloader valve 5 litres detergent tank with filter and cap
- Readily serviceable suction water filter
- Oil-alert safety device for engine protection
- Pressure gauge
- Ø 300 large pneumatic wheels with steel rim
- Stabilizing rubber feet
- S/S pump cover versions on request
- Overheating thermostatic valve

TECHNICAL FEATURES

CODE	MODELS	PUMP	MAX		WORK		WORK		WORK		kg	(L x W x H) cm
			bar	MPa	bar	MPa	l/h	HP	kW			
9066 0103	FDX Blade XL 9.15 15/220 G Honda GX270	EWD-K	220	22	30±210	3±21	340±900	9,0	6,7	48	85 x 58 x 105 85 x 58 x 70 *	
9066 0104	FDX Blade XL 13.15 15/310 G Honda GX390	EWD-K	310	31	50±290	5±29	370±900	13,0	9,7	48	85 x 58 x 105 85 x 58 x 70 *	
9066 0106	FDX Blade XL 13.15 15/310 G Loncin G390F	EWD-K	310	31	50±290	5±29	370±900	13,0	9,7	48	85 x 58 x 105 85 x 58 x 70 *	

* Height with folding handle closed

STANDARD EQUIPMENT



GH 301 gun with swivel

TECHNICAL FEATURES					COMPATIBLE MODELS		
l/min	IN	OUT	bar	CODE	9066 0103	9066 0104	9066 0106
45	G 3/8" M	M22x1,5 F	310	2410 0182			



Bent lance with detergent head, without nozzle

TECHNICAL FEATURES				COMPATIBLE MODELS		
IN	OUT	mm	CODE	9066 0103	9066 0104	9066 0106
M22x1,5 M	1/4" NPT F	700	3301 0787			



Fan shape nozzle

TECHNICAL FEATURES				COMPATIBLE MODELS		
IN	Ø		CODE	9066 0103	9066 0104	9066 0106
1/4" NPT M	Ø37	15	3400 0715			
1/4" NPT M	Ø45	25	3400 0703			



Rubber delivery hose kit 10 m

TECHNICAL FEATURES				COMPATIBLE MODELS		
IN	OUT	m	CODE	9066 0103	9066 0104	9066 0106
M22x1,5 F - Ø14	G 3/8" F	10 - R2 5/16"	3301 0776			



Plastic inlet water filter

TECHNICAL FEATURES				COMPATIBLE MODELS		
IN	OUT	mesh	CODE	9066 0103	9066 0104	9066 0106
Ø 15	G 3/4" F	50	1002 0285			



Thermostatic valve (optimal functioning when supplied with tap water pressure)

TECHNICAL FEATURES				COMPATIBLE MODELS		
IN	°C	Ø	CODE	9066 0103	9066 0104	9066 0106
G 3/8" M	56	7mm	1215 0354			

ACCESSORIES



Back-flow Preventer kit BA 10

TECHNICAL FEATURES				COMPATIBLE MODELS		
IN	OUT	l/min	CODE	9066 0103	9066 0104	9066 0106
G 3/4" M	G 3/4" M	35	0608 0049			



3/4 garden hose quick couplers

TECHNICAL FEATURES				COMPATIBLE MODELS		
IN	OUT	bar	CODE	9066 0103	9066 0104	9066 0106
G 3/4" F	G 3/4" F	10	5002 0024			



Bent lance, with rotating nozzle

TECHNICAL FEATURES				COMPATIBLE MODELS		
IN	mm	∅	CODE	9066 0103	9066 0104	9066 0106
M22x1,5 M	560	040	3301 1113			
M22x1,5 M	560	045	3301 0782			



Sand/Soda blasting lance kit

TECHNICAL FEATURES				COMPATIBLE MODELS		
IN	mm	∅	CODE	9066 0103	9066 0104	9066 0106
M22x1,5 M	435 / 500	040	3301 0772			



Double barrel lance, without nozzles

TECHNICAL FEATURES				COMPATIBLE MODELS		
IN	OUT	mm	CODE	9066 0103	9066 0104	9066 0106
M22x1,5 M	2x1/4 NPT F	700	3301 0941			



Detergent nozzle for double barrel lance

TECHNICAL FEATURES				COMPATIBLE MODELS		
IN	∅		CODE	9066 0103	9066 0104	9066 0106
1/4" NPT M	60	50	3400 0391			



Bent lance with adjustable jet

TECHNICAL FEATURES				COMPATIBLE MODELS		
IN	mm	∅	CODE	9066 0103	9066 0104	9066 0106
M22x1,5 M	700	040	3301 0909			
M22x1,5 M	700	045	3301 0911			



Rotating brush

TECHNICAL FEATURES				COMPATIBLE MODELS		
IN	bar	l/min	CODE	9066 0103	9066 0104	9066 0106
M22x1,5 M	20	20	1413 0030			



Foam lance, with regulator

TECHNICAL FEATURES				COMPATIBLE MODELS		
IN	l/min	lt	CODE	9066 0103	9066 0104	9066 0106
M22x1,5 M	20	1	3301 0901			



Drain nozzle

TECHNICAL FEATURES				COMPATIBLE MODELS		
IN	m	l/min	CODE	9066 0103	9066 0104	9066 0106
M22x1,5 M	25	10 ÷ 15	3045 0041			



Rubber delivery hose extension kit

TECHNICAL FEATURES				COMPATIBLE MODELS		
IN	OUT	m	CODE	9066 0103	9066 0104	9066 0106
M22x1,5 M - Ø14	M22x1,5 F - Ø14	10 - R2 5/16"	3301 0985			
M22x1,5 M - Ø14	M22x1,5 F - Ø14	10-R2 5/16" 350bar	3301 1613			



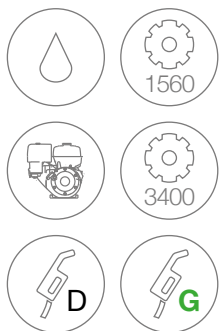
Spiral suction hose kit

TECHNICAL FEATURES				COMPATIBLE MODELS		
IN	OUT	m	CODE	9066 0103	9066 0104	9066 0106
Ø 18	Ø 23	8	3299 0019			



Hose reel with rubber hose

TECHNICAL FEATURES				COMPATIBLE MODELS		
Hose type	m	OUT	CODE	9066 0103	9066 0104	9066 0106
-	-	-	7002 0458			
R2-5/16"	15	G 3/8" F	7002 0459			
R2-3/8"	15	G 3/8" F	7002 0460			



SELF-PRIMING PUMPS



FDX BLADE XL PRO



ZWD




15 mt hose reel kit (on request)



FW2

Comet pumps with 3 integral ceramic pistons and brass pump head

FOR MORE INFORMATION



BOX DIMENSION (cm)	86 x 67 x 80
QUANTITY FOR PALLET	1
PALLET DIMENSION (cm)	86 x 67 x 80
N. MACHINES CONTAINER 20'	32
N. MACHINES CONTAINER 40' (40' HQ)	68

RPM decelerator kit



Folding handle with aluminium hinges



GENERAL FEATURES

- Honda or Loncin gasoline engines
- Yanmar L70V Diesel engine
- RPM decelerator kit (on gasoline engines)
- Comet ZWD or FW2 **self-priming** triplex pumps, 3 ceramic pistons, brass pump head, bronze rods with bolt-on valve
- Gearbox on model with FW2 pump
- Ejector kit for low-pressure detergent suction (excludible)
- 5 litres detergent tank with filter and cap
- Readily serviceable suction water filter
- Oil-alert safety device for engine protection
- Pressure gauge
- Ø 300 large pneumatic wheels with steel rim
- Stabilizing rubber feet
- S/S pump cover versions on request
- Overheating thermostatic valve

TECHNICAL FEATURES

CODE	MODELS	PUMP	MAX		WORK		WORK		WORK		kg	(L x W x H) cm
			bar	MPa	bar	MPa	l/h	HP	kW			
Diesel Engines												
9066 0101	FDX Blade XL PRO 7.14 14/200 D Yanmar L70V	ZWD + VRF 2	200	20	30±180	3±18	340±840	7,5	5,5	50	85 x 58 x 105 85 x 58 x 70 *	
Gasoline Engines												
9066 0102	FDX Blade XL PRO 9.16 16/200 G Honda GX270	ZWD + VRF 2	200	20	30±180	3±18	390±960	9,0	6,7	48	85 x 58 x 105 85 x 58 x 70 *	
9066 0105	FDX Blade XL PRO 13.16 16/280 G Honda GX390	ZWD + VRF2	280	28	50±265	5±26,5	420±960	13,0	9,7	50	85 x 58 x 105 85 x 58 x 70 *	
9066 0108 ●	FDX Blade XL PRO 13.15 15/280 G Honda GX390	FW2 + VRF 2	280	28	50±265	5±26,5	420±900	13,0	9,7	50	85 x 58 x 105 85 x 58 x 70 *	
9066 0109 ●	FDX Blade XL PRO 13.15 15/280 G Loncin G390F	FW2 + VRF 2	280	28	50±265	5±26,5	420±900	13,0	9,7	50	85 x 58 x 105 85 x 58 x 70 *	

- Models with engine RPM reducer
- * Height with folding handle closed

STANDARD EQUIPMENT



GH 301 gun with swivel

TECHNICAL FEATURES					COMPATIBLE MODELS				
l/min	IN	OUT	bar	CODE	9066 0101	9066 0102	9066 0105	9066 0108	9066 0109
45	G 3/8" M	M22x1,5 F	310	2410 0182					



Bent lance with detergent head, without nozzle

TECHNICAL FEATURES				COMPATIBLE MODELS				
IN	OUT	mm	CODE	9066 0101	9066 0102	9066 0105	9066 0108	9066 0109
M22x1,5 M	1/4" NPT F	700	3301 0787					



Fan shape nozzle 1/4" MEG connection

TECHNICAL FEATURES				COMPATIBLE MODELS				
IN	Ø		CODE	9066 0101	9066 0102	9066 0105	9066 0108	9066 0109
1/4" NPT M	035	15	3400 0677					
1/4" NPT M	040	25	3400 0702					
1/4" NPT M	043	15	3400 0717					
1/4" NPT M	050	25	3400 0705					



Rubber delivery hose kit

TECHNICAL FEATURES				COMPATIBLE MODELS				
IN	OUT	m	CODE	9066 0101	9066 0102	9066 0105	9066 0108	9066 0109
M22x1,5 F - Ø14	G 3/8" F	10 - R1 5/16"	3301 0987					
M22x1,5 F - Ø14	G 3/8" F	10 - R2 5/16"	3301 0776					



Brass inlet water filter

TECHNICAL FEATURES				COMPATIBLE MODELS				
IN	OUT	mesh	CODE	9066 0101	9066 0102	9066 0105	9066 0108	9066 0109
G 3/4" F	G 3/4" F	50	1002 0159					



Ejector kit

TECHNICAL FEATURES				COMPATIBLE MODELS				
IN	OUT	Ø	CODE	9066 0101	9066 0102	9066 0105	9066 0108	9066 0109
M22x1,5 F - Ø14	M22x1,5 M - Ø14	2,1	3410 0372					



Thermostatic valve (optimal functioning when supplied with tap water pressure)

TECHNICAL FEATURES				COMPATIBLE MODELS				
IN	°C	Ø	CODE	9066 0101	9066 0102	9066 0105	9066 0108	9066 0109
G 1/2" M	56	7mm	1215 0355					

ACCESSORIES



Back-flow Preventer kit BA 10

TECHNICAL FEATURES				COMPATIBLE MODELS				
IN	OUT	l/min	CODE	9066 0101	9066 0102	9066 0105	9066 0108	9066 0109
G 3/4" M	G 3/4" M	35	0608 0049					



3/4 garden hose quick couplers

TECHNICAL FEATURES				COMPATIBLE MODELS				
IN	OUT	bar	CODE	9066 0101	9066 0102	9066 0105	9066 0108	9066 0109
G 3/4" F	G 3/4" F	10	5002 0024					



GH 281 gun with pressure pregulator + Swivel

TECHNICAL FEATURES					COMPATIBLE MODELS				
l/min	IN	OUT	bar	CODE	9066 0101	9066 0102	9066 0105	9066 0108	9066 0109
15	G 3/8" M	M22x1,5F	310	2410 0227					



Bent lance, with rotating nozzle

TECHNICAL FEATURES				COMPATIBLE MODELS				
IN	mm	Ø	CODE	9066 0101	9066 0102	9066 0105	9066 0108	9066 0109
M22x1,5 M	560	035	3301 1239					
M22x1,5 M	560	040	3301 1113					
M22x1,5 M	560	045	3301 0782					
M22x1,5 M	560	050	3301 0893					



Sand/Soda blasting lance kit

TECHNICAL FEATURES				COMPATIBLE MODELS				
IN	mm	Ø	CODE	9066 0101	9066 0102	9066 0105	9066 0108	9066 0109
M22x1,5 M	435 / 500	040	3301 0772					



Double barrel lance, without nozzles

TECHNICAL FEATURES				COMPATIBLE MODELS				
IN	OUT	mm	CODE	9066 0101	9066 0102	9066 0105	9066 0108	9066 0109
M22x1,5 M	2x1/4 NPT F	700	3301 0941					



Detergent nozzle for double barrel lance

TECHNICAL FEATURES				COMPATIBLE MODELS				
IN	Ø		CODE	9066 0101	9066 0102	9066 0105	9066 0108	9066 0109
1/4" NPT M	60	50	3400 0391					



Bent lance with adjustable jet

TECHNICAL FEATURES				COMPATIBLE MODELS				
IN	mm	Ø	CODE	9066 0101	9066 0102	9066 0105	9066 0108	9066 0109
M22x1,5 M	700	035	3301 0907					
M22x1,5 M	700	040	3301 0909					
M22x1,5 M	700	045	3301 0911					
M22x1,5 M	700	050	3301 0913					



Rotating brush

TECHNICAL FEATURES				COMPATIBLE MODELS				
IN	bar	l/min	CODE	9066 0101	9066 0102	9066 0105	9066 0108	9066 0109
M22x1,5 M	20	20	1413 0030					



Foam lance, with regulator

TECHNICAL FEATURES				COMPATIBLE MODELS				
IN	l/min	lt	CODE	9066 0101	9066 0102	9066 0105	9066 0108	9066 0109
M22x1,5 M	20	1	3301 0901					



Drain nozzle

TECHNICAL FEATURES				COMPATIBLE MODELS				
IN	m	l/min	CODE	9066 0101	9066 0102	9066 0105	9066 0108	9066 0109
M22x1,5 M	25	10 ÷ 15	3045 0041					
M22x1,5 M	25	16 ÷ 29	3045 0036					



Rubber delivery hose extension kit

TECHNICAL FEATURES				COMPATIBLE MODELS				
IN	OUT	m	CODE	9066 0101	9066 0102	9066 0105	9066 0108	9066 0109
M22x1,5 M - Ø14	M22x1,5 F - Ø14	10 - R1 5/16"	3301 0774					
M22x1,5 M - Ø14	M22x1,5 F - Ø14	10 - R2 5/16"	3301 0985					



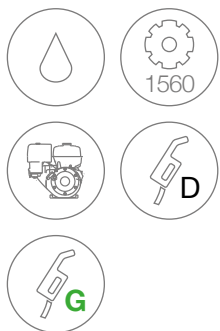
Spiral suction hose kit

TECHNICAL FEATURES				COMPATIBLE MODELS				
IN	OUT	m	CODE	9066 0101	9066 0102	9066 0105	9066 0108	9066 0109
Ø 18	Ø 23	8	3299 0019					



Hose reel with rubber hose

TECHNICAL FEATURES				COMPATIBLE MODELS				
Hose type	m	OUT	CODE	9066 0101	9066 0102	9066 0105	9066 0108	9066 0109
-	-	-	7002 0456					
-	-	-	7002 0458					
-	-	-	7002 0437					
R2-3/8"	15	G 3/8" F	7002 0460					
R2-3/8"	15	G 3/8" F	7002 0439					
R2-5/16"	15	G 3/8" F	7002 0457					
R2-5/16"	15	G 3/8" F	7002 0459					
R2-5/16"	15	G 3/8" F	7002 0440					



FDX ENDURANCE



15/20 mt hose reel kit (on request)



Reversible handle



RPM decelerator kit

PREMIUM

SELF-PRIMING PUMPS



Professional unloader valve with pressure gauge



FOR MORE INFORMATION



BOX DIMENSION (cm)	93 x 73 x 85
QUANTITY FOR PALLET	1
PALLET DIMENSION (cm)	93 x 73 x 85
N. MACHINES CONTAINER 20'	32
N. MACHINES CONTAINER 40' (40' HQ)	64



Stabilizing rubber feet version



Version with ø 300 mm 4 pneumatic wheels + brake

GENERAL FEATURES

- Sturdy tubular frame with stainless steel covers
- ø 300 mm 2 pneumatic wheels + 2 castor wheels
- Honda GX390 engine (Gasoline models) or Yanmar L100V engine (Diesel models)
- No engine-oil safety device (oil-alert)
- Automatic decelerator to reduce the number of RPM during bypass mode
- Electric starter on Diesel models (on request on Gasoline models)
- Gearbox (with 1560 rpm pump)
- Comet RW Premium pump with 3 integral ceramic pistons and brass pump head
- Water suction from external tank option (**self-priming pumps**)
- Readily serviceable self-cleaning suction water filter
- Ejector kit with regulated low-pressure detergent suction
- Overheating thermostatic valve

TECHNICAL FEATURES

CODE	MODELS	PUMP	MAX		WORK		WORK				kg	(L x W x H) cm
			bar	MPa	bar	MPa	l/h	HP	kW			
Diesel Engines												
* 9067 0005	FDX Endurance 11.16 16/200 D ES Yanmar L100V	RW	200	20	30÷190	3÷19	380÷960	9,3	6,8	105	95 x 68 x 95 (55 *)	
* 9067 0006	FDX Endurance 11.21 21/160 D ES Yanmar L100V	RW	160	16	30÷150	3÷15	560÷1260	9,3	6,8	105	95 x 68 x 95 (55 *)	
Gasoline Engines												
* 9067 0001	FDX Endurance 13.15 15/300 G Honda GX390	RW	300	30	50÷280	5÷28	380÷900	13,0	9,6	72	95 x 68 x 95 (55 *)	
* 9067 0002	FDX Endurance 13.16 16/260 G Honda GX390	RW	260	26	30÷245	3÷24,5	340÷960	13,0	9,6	72	95 x 68 x 95 (55 *)	
* 9067 0003	FDX Endurance 13.18 18/220 G Honda GX390	RW	220	22	30÷210	3÷21	390÷1020	13,0	9,6	72	95 x 68 x 95 (55 *)	
* 9067 0004	FDX Endurance 13.21 21/200 G Honda GX390	RW	200	20	30÷190	3÷19	500÷1260	13,0	9,6	72	95 x 68 x 95 (55 *)	
* 9067 0010	FDX Endurance 13.30 30/150 G Honda GX390	RW	150	15	30÷140	3÷14	840÷1800	13,0	9,6	72	95 x 68 x 95 (55 *)	

* Electric starter * Electric starter on request * Height with folding handle closed

STANDARD EQUIPMENT



GH 401 gun with Swivel (n.2 o-ring)

TECHNICAL FEATURES					COMPATIBLE MODELS						
l/min	IN	OUT	bar	CODE	9067 0005	9067 0006	9067 0001	9067 0002	9067 0003	9067 0004	9067 0010
40	G 3/8" M	M22x1,5F long	400	2410 0277							



Bent lance with detergent head, without nozzle

TECHNICAL FEATURES				COMPATIBLE MODELS						
IN	OUT	mm	CODE	9067 0005	9067 0006	9067 0001	9067 0002	9067 0003	9067 0004	9067 0010
M22x1,5 M	1/4" NPT F	800	3301 0976							



Double barrel lance, without nozzles

TECHNICAL FEATURES				COMPATIBLE MODELS						
IN	OUT	mm	CODE	9067 0005	9067 0006	9067 0001	9067 0002	9067 0003	9067 0004	9067 0010
M22x1,5 M	2x1/4 NPT F	700	3301 0941							



Fan shape nozzle

TECHNICAL FEATURES				COMPATIBLE MODELS						
IN	Ø		CODE	9067 0005	9067 0006	9067 0001	9067 0002	9067 0003	9067 0004	9067 0010
1/4" NPT M	035	15	3400 0677							
1/4" NPT M	043	15	3400 0693							
1/4" NPT M	050	25	3400 0705							
1/4" NPT M	055	25	3400 0707							
1/4" NPT M	070	25	3400 0711							
1/4" NPT M	080	25	3400 0714							
1/4" NPT M	12	25	3400 0777							



Detergent nozzle for double barrel lance

TECHNICAL FEATURES				COMPATIBLE MODELS						
IN	Ø		CODE	9067 0005	9067 0006	9067 0001	9067 0002	9067 0003	9067 0004	9067 0010
1/4" NPT M	60	50	3400 0391							



Rubber delivery hose kit 10 m

TECHNICAL FEATURES				COMPATIBLE MODELS						
IN	OUT	m	CODE	9067 0005	9067 0006	9067 0001	9067 0002	9067 0003	9067 0004	9067 0010
M22x1,5 F - Ø14	G 3/8" F	10 - R2 5/16"	3301 0776							
M22x1,5 F - Ø14	G 3/8" F	10 - R2 3/8"	3301 0944							

STANDARD EQUIPMENT



Self cleaning water filter



Cartridge for water filter



RPM deceleration kit



Thermostatic valve (optimal functioning when supplied with tap water pressure)



Ejector kit

TECHNICAL FEATURES				COMPATIBLE MODELS						
IN	OUT	mesh	CODE	9067 0005	9067 0006	9067 0001	9067 0002	9067 0003	9067 0004	9067 0010
G 1" F	G 1" F	80	1002 0241							

TECHNICAL FEATURES				COMPATIBLE MODELS						
IN	OUT	mesh	CODE	9067 0005	9067 0006	9067 0001	9067 0002	9067 0003	9067 0004	9067 0010
-	-	80	1002 0242							

TECHNICAL FEATURES				COMPATIBLE MODELS						
IN	STROKE	bar	CODE	9067 0005	9067 0006	9067 0001	9067 0002	9067 0003	9067 0004	9067 0010
G 3/8" M	7 - 14mm	400	0608 0069							

TECHNICAL FEATURES				COMPATIBLE MODELS						
IN	°C	Ø	CODE	9067 0005	9067 0006	9067 0001	9067 0002	9067 0003	9067 0004	9067 0010
G 1/2" M	56	7mm	1215 0355							

TECHNICAL FEATURES				COMPATIBLE MODELS						
IN	OUT	Ø	CODE	9067 0005	9067 0006	9067 0001	9067 0002	9067 0003	9067 0004	9067 0010
M22x1,5 F - Ø14	M22x1,5 M - Ø14	2,1	3410 0372							
M22x1,5 F - Ø14	M22x1,5 M - Ø14	2,1	3410 0404							
M22x1,5 F - Ø14	M22x1,5 M - Ø14	2,3	3410 0387							
M22x1,5 F - Ø14	M22x1,5 M - Ø14	2,7	3410 0333							

ACCESSORIES



Back-flow Preventer kit BA 10



3/4 garden hose quick couplers



GH 401 gun with fixed lance (1100mm), with detergent head, without nozzle, with Swivel



GH 401 gun with revolving lance (1100mm), with detergent head, without nozzle, with Swivel



Double barrel lance, without nozzles

TECHNICAL FEATURES				COMPATIBLE MODELS						
IN	OUT	l/min	CODE	9067 0005	9067 0006	9067 0001	9067 0002	9067 0003	9067 0004	9067 0010
G 3/4" M	G 3/4" M	35	0608 0048							

TECHNICAL FEATURES				COMPATIBLE MODELS						
IN	OUT	bar	CODE	9067 0005	9067 0006	9067 0001	9067 0002	9067 0003	9067 0004	9067 0010
G 3/4" F	G 3/4" F	10	5002 0024							

TECHNICAL FEATURES					COMPATIBLE MODELS						
l/min	IN	OUT	bar	CODE	9067 0005	9067 0006	9067 0001	9067 0002	9067 0003	9067 0004	9067 0010
40	G 3/8" M	G 1/4" F	400	2410 0126							

TECHNICAL FEATURES					COMPATIBLE MODELS						
l/min	IN	OUT	bar	CODE	9067 0005	9067 0006	9067 0001	9067 0002	9067 0003	9067 0004	9067 0010
40	G 3/8" M	G 1/4" F	400	2410 0124							

TECHNICAL FEATURES				COMPATIBLE MODELS						
IN	OUT	mm	CODE	9067 0005	9067 0006	9067 0001	9067 0002	9067 0003	9067 0004	9067 0010
M22x1,5 M	2x1/4 NPT F	700	3301 0941							



Bent lance, with rotating nozzle

TECHNICAL FEATURES				COMPATIBLE MODELS						
IN	mm	Ø	CODE	9067 0005	9067 0006	9067 0001	9067 0002	9067 0003	9067 0004	9067 0010
M22x1,5 M	560	035	3301 1239							
M22x1,5 M	560	045	3301 0782							
M22x1,5 M	560	050	3301 0893							
M22x1,5 M	560	055	3301 0895							
M22x1,5 M	560	070	3301 0899							
M22x1,5 M	560	080	3301 1003							
M22x1,5 M	560	10	3301 0995							



Detergent nozzle for double barrel lance

TECHNICAL FEATURES				COMPATIBLE MODELS						
IN	Ø		CODE	9067 0005	9067 0006	9067 0001	9067 0002	9067 0003	9067 0004	9067 0010
1/4" NPT M	60	50	3400 0391							



Sand/Soda blasting lance kit

TECHNICAL FEATURES				COMPATIBLE MODELS						
IN	mm	Ø	CODE	9067 0005	9067 0006	9067 0001	9067 0002	9067 0003	9067 0004	9067 0010
M22x1,5 M	435 / 500	040	3301 0772							
M22x1,5 M	435 / 500	080	3301 0972							



Professional Sand/Soda blasting lance kit

TECHNICAL FEATURES				COMPATIBLE MODELS						
IN	mm	Ø	CODE	9067 0005	9067 0006	9067 0001	9067 0002	9067 0003	9067 0004	9067 0010
M22x1,5 M	580 / 700	040	3301 1219							
M22x1,5 M	580 / 700	055	3301 0864							
M22x1,5 M	580 / 700	080	3301 1228							
M22x1,5 M	580 / 700	090	3301 0865							



Bent lance with adjustable jet

TECHNICAL FEATURES				COMPATIBLE MODELS						
IN	mm	Ø	CODE	9067 0005	9067 0006	9067 0001	9067 0002	9067 0003	9067 0004	9067 0010
M22x1,5 M	700	035	3301 0907							
M22x1,5 M	700	045	3301 0911							
M22x1,5 M	700	050	3301 0913							
M22x1,5 M	700	055	3301 0915							
M22x1,5 M	700	070	3301 1085							
M22x1,5 M	700	080	3301 1087							



Rotating brush

TECHNICAL FEATURES				COMPATIBLE MODELS						
IN	bar	l/min	CODE	9067 0005	9067 0006	9067 0001	9067 0002	9067 0003	9067 0004	9067 0010
M22x1,5 M	20	20	1413 0030							



Foam lance, with regulator

TECHNICAL FEATURES				COMPATIBLE MODELS						
IN	l/min	lt	CODE	9067 0005	9067 0006	9067 0001	9067 0002	9067 0003	9067 0004	9067 0010
M22x1,5 M	20	1	3301 0901							



Drain nozzle

TECHNICAL FEATURES				COMPATIBLE MODELS						
IN	m	l/min	CODE	9067 0005	9067 0006	9067 0001	9067 0002	9067 0003	9067 0004	9067 0010
M22x1,5 M	25	10 ÷ 15	3045 0041							
M22x1,5 M	25	16 ÷ 29	3045 0036							
M22x1,5 M	25	30 ÷ 42	3045 0044							

ACCESSORIES



Rubber delivery hose extension kit

TECHNICAL FEATURES				COMPATIBLE MODELS						
IN	OUT	m	CODE	9067 0005	9067 0006	9067 0001	9067 0002	9067 0003	9067 0004	9067 0010
M22x1,5 M - Ø14	M22x1,5 F - Ø14	10 - R2 5/16"	3301 0985							
M22x1,5 M - Ø14	M22x1,5 F - Ø14	10-R2 5/16" 350 bar	3301 1613							
M22x1,5 M - Ø14	M22x1,5 F - Ø14	10 - R2 3/8"	3301 0946							



Spiral suction hose kit

TECHNICAL FEATURES				COMPATIBLE MODELS						
IN	OUT	m	CODE	9067 0005	9067 0006	9067 0001	9067 0002	9067 0003	9067 0004	9067 0010
Ø 18	Ø 23	8	3299 0019							



Hose reel with rubber hose

TECHNICAL FEATURES				COMPATIBLE MODELS						
Hose type / max	m	OUT	CODE	9067 0005	9067 0006	9067 0001	9067 0002	9067 0003	9067 0004	9067 0010
-	-	-	7002 0443							
R2-5/16"	15	G 3/8" F	7002 0441							
R2-3/8"	15	G 3/8" F	7002 0442							



Foot valve

TECHNICAL FEATURES				COMPATIBLE MODELS						
IN	OUT	bar	CODE	9067 0005	9067 0006	9067 0001	9067 0002	9067 0003	9067 0004	9067 0010
G 3/8"	M 22x1,5	280	0608 0097							



Washing Lance with ball quick coupler, without nozzle

TECHNICAL FEATURES				COMPATIBLE MODELS						
IN	OUT	bar	CODE	9067 0005	9067 0006	9067 0001	9067 0002	9067 0003	9067 0004	9067 0010
M22x1,5 M	M 15x1 F	220	3301 1554							



Low pressure nozzle for double barrel lance, 1/4" MEG connection

TECHNICAL FEATURES				COMPATIBLE MODELS						
IN	Ø	°C	CODE	9067 0005	9067 0006	9067 0001	9067 0002	9067 0003	9067 0004	9067 0010
M 15x1 M	1,5	90	3410 0392							
M 15x1 M	2,3	90	3410 0394							



4 pneumatic wheels kit + brake

TECHNICAL FEATURES			COMPATIBLE MODELS						
Ø	CODE		9067 0005	9067 0006	9067 0001	9067 0002	9067 0003	9067 0004	9067 0010
300	5018 0179								





FDX XTREME

PREMIUM

SELF-PRIMING PUMPS



TW Premium
Self-priming pump



TW 500 Premium

On request
hose reel kit



NEW
B&S
VANGUARD
ENGINES
(18 or 31 HP)



FOR MORE
INFORMATION



BOX DIMENSION (cm)	111 x 90 x 120
QUANTITY FOR PALLET	1
PALLET DIMENSION (cm)	111 x 90 x 120
N. MACHINES CONTAINER 20'	24
N. MACHINES CONTAINER 40' (40' HQ)	52



RPM
deceleration kit



Rear wheel
with brake

GENERAL FEATURES

- ø 300mm 4 wheels with foamed-acting pneumatic
- Engines: Honda GX 690 or B&S Vanguard (18 or 31 HP)
- Gearbox (with 1560 rpm pump)
- Electrical starting
- No engine-oil safety device (oil-alert)
- Hours meter (on models with HONDA engine)
- Automatic decelerator to reduce the number of revs in the bypass phase
- Stainless steel gradual pressure restoration valve with EASY START
- Thermostatic valve
- Big water filter at pump inlet, readily serviceable cartridge type
- Water suction from external tank option (only TW Premium models)

TECHNICAL FEATURES

CODE	MODELS	PUMP										
			bar	MPa	bar	MPa	l/h	HP	kW	kg	(L x W x H) cm	
9058 0025	FDX Xtreme 18/350 Vanguard B&S 18 HP	TW Premium	360	36	50÷350	5÷35	410÷1080	18,0	13,4	150	100 x 82 x 85	
9058 0001	FDX Xtreme 15/500 Honda GX690	TW Premium 500	520	52	100÷500	10÷50	440÷990	22,0	16,4	150	100 x 82 x 85	
9058 0002	FDX Xtreme 18/400 Honda GX690	TW Premium 500	415	41,5	50÷400	5÷40	380÷1080	22,0	16,4	150	100 x 82 x 85	
9058 0003	FDX Xtreme 21/350 Honda GX690	TW Premium	360	36	50÷350	5÷35	480÷1260	22,0	16,4	150	100 x 82 x 85	
9058 0004	FDX Xtreme 30/280 Honda GX690	TW Premium	280	28	50÷270	5÷27	770÷1800	22,0	16,4	150	100 x 82 x 85	
9058 0005	FDX Xtreme 36/230 Honda GX690	TW Premium	230	23	30÷220	3÷22	800÷2160	22,0	16,4	150	100 x 82 x 85	
9058 0006	FDX Xtreme 42/180 Honda GX690	TW Premium	180	18	30÷170	3÷17	1060÷2520	22,0	16,4	150	100 x 82 x 85	
9058 0015	FDX Xtreme 53/140 Honda GX690	TW Premium	150	15	30÷140	3÷14	1380÷3090	22,0	16,4	150	100 x 82 x 85	
9058 0024	FDX Xtreme 21/500 Vanguard B&S 31 HP	TW Premium 500	520	52	100÷500	10÷50	560÷1260	31,0	23,1	150	100 x 82 x 85	

STANDARD EQUIPMENT



GH 401 gun with Swivel (n.2 o-ring)

TECHNICAL FEATURES					COMPATIBLE MODELS								
l/min	IN	OUT	bar	CODE	9058 0025	9058 0001	9058 0002	9058 0003	9058 0004	9058 0005	9058 0006	9058 0015	9058 0024
30	M24x1,5 M	M24x1,5 F	400	2410 0256									



GH 501 stainless steel gun with quick couplers 600 bar

TECHNICAL FEATURES					COMPATIBLE MODELS								
l/min	IN	OUT	bar	CODE	9058 0025	9058 0001	9058 0002	9058 0003	9058 0004	9058 0005	9058 0006	9058 0015	9058 0024
60	M24x1,5M	M24x1,5F	700	2410 0220									



L50 straight Stainless Steel lance with ball quick coupler, without nozzles

TECHNICAL FEATURES				COMPATIBLE MODELS								
IN	OUT	mm	CODE	9058 0025	9058 0001	9058 0002	9058 0003	9058 0004	9058 0005	9058 0006	9058 0015	9058 0024
M24x1,5 M	1/4" F NPT	1200	3301 1521									



Straight stainless steel lance, with adjustable handle

TECHNICAL FEATURES				COMPATIBLE MODELS								
IN	OUT	mm	CODE	9058 0025	9058 0001	9058 0002	9058 0003	9058 0004	9058 0005	9058 0006	9058 0015	9058 0024
M24x1,5 M	1/4" F NPT	1220	3301 1401									



Flat stainless-steel spray nozzle max 350/500 bar (available in stainless steel/tungsten on request)

TECHNICAL FEATURES				COMPATIBLE MODELS								
IN	Ø	°	CODE	9058 0025	9058 0001	9058 0002	9058 0003	9058 0004	9058 0005	9058 0006	9058 0015	9058 0024
1/4" NPT M	043	15	3400 0717									
1/4" NPT M	020	15	3400 0675									
1/4" NPT M	028	15	3400 0709									
1/4" NPT M	040 ceramic	15	3400 0651									
1/4" NPT M	050	25	3400 0652									
1/4" NPT M	075	25	3400 0761									
1/4" NPT M	10	25	3400 0654									
1/4" NPT M	13	25	3400 0655									

STANDARD EQUIPMENT



Delivery hose kit with quick couplers

TECHNICAL FEATURES				COMPATIBLE MODELS								
IN	OUT	m	CODE	9058 0025	9058 0001	9058 0002	9058 0003	9058 0004	9058 0005	9058 0006	9058 0015	9058 0024
M 24x1,5 F	M 24x1,5 F	10 - R2 3/8"	3301 1361									
M 24x1,5 F	M 24x1,5 F	20 - R2 3/8" 600 bar	3301 1226									
M 24x1,5 F	M 24x1,5 F	20 - R2 3/8" 400 bar	3301 1270									
M 24x1,5 F	M 24x1,5 F	20 - R2 1/2" 300 bar	3301 1268									



Self cleaning water filter

TECHNICAL FEATURES				COMPATIBLE MODELS								
IN	OUT	mesh	CODE	9058 0025	9058 0001	9058 0002	9058 0003	9058 0004	9058 0005	9058 0006	9058 0015	9058 0024
G 1" F	G 1" F	80	1002 0241									



Cartridge for water filter

TECHNICAL FEATURES				COMPATIBLE MODELS								
IN	OUT	mesh	CODE	9058 0025	9058 0001	9058 0002	9058 0003	9058 0004	9058 0005	9058 0006	9058 0015	9058 0024
-	-	80	1002 0242									

ACCESSORIES



Concentrated stainless-steel jet nozzle with ceramic insert (available in stainless steel/tungsten on request)

TECHNICAL FEATURES				COMPATIBLE MODELS								
IN	Ø		CODE	9058 0025	9058 0001	9058 0002	9058 0003	9058 0004	9058 0005	9058 0006	9058 0015	9058 0024
1/4" NPT M	030 ceramic	0	3400 0619									
1/4" NPT M	040 ceramic	0	3400 0620									
1/4" NPT M	050 ceramic	0	3400 0622									
1/4" NPT M	075	0	3400 0623									
1/4" NPT M	11	0	3400 0624									
1/4" NPT M	15	0	3400 0626									



Lance with rotating nozzle with quick couplers M24x1,5 (600 bar)

TECHNICAL FEATURES				COMPATIBLE MODELS								
IN	Ø	bar	CODE	9058 0025	9058 0001	9058 0002	9058 0003	9058 0004	9058 0005	9058 0006	9058 0015	9058 0024
M24x1,5 M	030 stainless steel	600	3301 1544									
M24x1,5 M	040 stainless steel	600	3301 1546									
M24x1,5 M	050 stainless steel	600	3301 1327									
M24x1,5 M	075 brass	400	3301 1548									
M24x1,5 M	11 brass	400	3301 1549									
M24x1,5 M	15 brass	400	3301 1550									



Stainless steel straight rotating nozzle lance with ball quick coupler

TECHNICAL FEATURES				COMPATIBLE MODELS								
IN	Ø	bar	CODE	9058 0025	9058 0001	9058 0002	9058 0003	9058 0004	9058 0005	9058 0006	9058 0015	9058 0024
M24x1,5 M	045	400	3301 1536									



Delivery hose kit 20 mt with quick couplers M24x1,5

TECHNICAL FEATURES				COMPATIBLE MODELS								
IN	OUT	m	CODE	9058 0025	9058 0001	9058 0002	9058 0003	9058 0004	9058 0005	9058 0006	9058 0015	9058 0024
M 24x1,5 F	M 24x1,5 M	20 - R2 - 3/8" - 600 bar	3301 1255									
M 24x1,5 F	M 24x1,5 M	20 - R2 - 3/8" - 400 bar	3301 1440									
M 24x1,5 F	M 24x1,5 M	20 - R2 - 3/8" - 400 bar	3301 1271									
M 24x1,5 F	M 24x1,5 M	20 - R2 - 1/2" - 300 bar	3301 1269									



Kit raccordo per testina ugello rotante

TECHNICAL FEATURES				COMPATIBLE MODELS								
IN	OUT	CODE		9058 0025	9058 0001	9058 0002	9058 0003	9058 0004	9058 0005	9058 0006	9058 0015	9058 0024
1/4 NPT-M	G 1/4 M	5027 0035										



Rotating nozzle head - G 1/4" F (a ricambio) (con inserti in tungsteno)

TECHNICAL FEATURES				COMPATIBLE MODELS								
IN	Ø	bar	CODE	9058 0025	9058 0001	9058 0002	9058 0003	9058 0004	9058 0005	9058 0006	9058 0015	9058 0024
G 1/4" F	030 inox	600	3217 0331									
G 1/4" F	040 inox	600	3217 0327									
G 1/4" F	050 inox	600	3217 0329									



Rotating nozzle head - G 1/4" F (a ricambio) (con inserti in ceramic)

TECHNICAL FEATURES				COMPATIBLE MODELS								
IN	Ø	bar	CODE	9058 0025	9058 0001	9058 0002	9058 0003	9058 0004	9058 0005	9058 0006	9058 0015	9058 0024
G 1/4" F	075 brass	400	3217 0325									
G 1/4" F	10 brass	400	3217 0277									
G 1/4" F	15 brass	400	3217 0286									



Sand/Soda blasting lance kit completa di testina, sonda regolabile e tubo gomma aspirazione. Con attacchi rapidi M24x1,5 (600 bar)

TECHNICAL FEATURES				COMPATIBLE MODELS								
IN	bar	Ø	CODE	9058 0025	9058 0001	9058 0002	9058 0003	9058 0004	9058 0005	9058 0006	9058 0015	9058 0024
M24x1,5 M	500	030	3301 1333									
M24x1,5 M	500	030	3301 1450									
M24x1,5 M	500	040	ON REQUEST									
M24x1,5 M	500	050	3301 1334									
M24x1,5 M	500	080	3301 1335									
M24x1,5 M	500	090	3301 1336									



Kit Protective clothing kit

TECHNICAL FEATURES				COMPATIBLE MODELS								
Kit	bar	-	CODE	9058 0025	9058 0001	9058 0002	9058 0003	9058 0004	9058 0005	9058 0006	9058 0015	9058 0024
Grebiule	500	-	0608 0070									



Kit sonda spurgatubi 25 m con attacchi rapidi M24x1,5 (600 bar)

TECHNICAL FEATURES				COMPATIBLE MODELS								
IN	bar	l/min	CODE	9058 0025	9058 0001	9058 0002	9058 0003	9058 0004	9058 0005	9058 0006	9058 0015	9058 0024
M24x1,5 M	350	16 ÷ 29	3045 0067									
M24x1,5 M	600	10 ÷ 15	3045 0050									
M24x1,5 M	600	16 ÷ 29	3045 0051									
M24x1,5 M	600	30 ÷ 42	3045 0052									



Foot valve

TECHNICAL FEATURES				COMPATIBLE MODELS								
IN	OUT	bar	CODE	9058 0025	9058 0001	9058 0002	9058 0003	9058 0004	9058 0005	9058 0006	9058 0015	9058 0024
M 24x1,5 M	M 24x1,5 F	500	0608 0071									



Kit avvolgitubo con attacchi rapidi con tubo Blu anti-macchia

TECHNICAL FEATURES				COMPATIBLE MODELS								
Hose type	m	OUT	CODE	9058 0025	9058 0001	9058 0002	9058 0003	9058 0004	9058 0005	9058 0006	9058 0015	9058 0024
R2 - 3/8" - 600 bar	20	M24x1,5F	7002 0336									
R2 - 1/2" - 300 bar	20	M24x1,5F	7002 0342									



PREMIUM



FDX XTREME 700 bar



TW 700 bar
Triplex pump with S.S. head

**B&S
VANGUARD
ENGINES**
(31 HP)

Self cleaning
water filter



FOR MORE
INFORMATION




BOX DIMENSION (cm)	111 x 90 x 120
QUANTITY FOR PALLET	1
PALLET DIMENSION (cm)	111 x 90 x 120
N. MACHINES CONTANER 20'	24
N. MACHINES CONTANER 40' (40' HQ)	52



RPM manual
regulator

Rear wheel
with brake



GENERAL FEATURES

- No water safety device at pump inlet
- ø 300 mm 4 wheels with foamed-acting pneumatic
- 31 HP B&S Vanguard engines
- Comet TW 700 triplex pump
- Gearbox (with 1560 rpm pump)
- Electrical starting
- No engine-oil safety device (oil-alert)
- RPM manual regulator
- Stainless steel gradual pressure restoration valve with EASY START
- S.S. pressure gauge
- Safety valve
- Thermostatic valve
- Big water filter at pump inlet, readily serviceable cartridge type

TECHNICAL FEATURES

CODE	MODELS	PUMP	MAX		WORK		WORK		kg	(L x W x H) cm	
			bar	MPa	bar	MPa	l/h	HP			kW
9058 0050	FDX Xtreme 15/700 Vanguard B&S 31 HP	TW Premium 700	730	73	100÷700	10÷70	340÷900	31,0	23,1	150	100 x 82 x 85

STANDARD EQUIPMENT



GC 1100 waterblasting spray gun with lance

TECHNICAL FEATURES					COMPATIBLE MODELS
l/min	IN	OUT	bar	CODE	9058 0050
60	M24x1,5 DKO M	1/4" NPT F	1000	2410 0281	



Stainless steel/tungsten threaded Flat Jet nozzle

TECHNICAL FEATURES				COMPATIBLE MODELS
IN	Ø		CODE	9058 0050
1/4" NPT M	025	15	3400 0804	



Delivery hose kit with quick couplers and hose whips

TECHNICAL FEATURES				COMPATIBLE MODELS
IN	OUT	m	CODE	9058 0050
M24x1,5 DKO F	M24x1,5 DKO F	20 - R2 3/8"	3208 1466	



Self cleaning water filter

TECHNICAL FEATURES				COMPATIBLE MODELS
IN	OUT	mesh	CODE	9058 0050
G 1" F	G 1" F	80	1002 0241	



Cartridge for water filter

TECHNICAL FEATURES				COMPATIBLE MODELS
IN	OUT	mesh	CODE	9058 0050
-	-	80	1002 0242	



Hose check

TECHNICAL FEATURES		COMPATIBLE MODELS
MATERIAL	CODE	9058 0050
Kevlar	2416 0402	

ACCESSORIES



S/S-tungsten threaded Round Jet nozzle

TECHNICAL FEATURES				COMPATIBLE MODELS
IN	Ø		CODE	9058 0050
1/4" NPT M	025	0	3400 0802	



Nipple for rotating nozzle head

TECHNICAL FEATURES				COMPATIBLE MODELS
IN	OUT	MATERIAL	CODE	9058 0050
1/4 NPT M	1/4 BSP M	STAINLESS STEEL	5027 0102	



Stainless steel rotating nozzle head
1/4 BSP-F

TECHNICAL FEATURES				COMPATIBLE MODELS
IN	bar	Ø	CODE	9058 0050
1/4 BSP F	800	25	3217 0376	



Sand/Soda blasting kit complete with soda blasting head, adjustable probe and rubber suction hose

TECHNICAL FEATURES				COMPATIBLE MODELS
IN	bar	mm	CODE	9058 0050
G 1/4" F *	600	580	3217 0388	

* required nipple for rotating nozzle head, code 5027 0102



Connection for Delivery hose extension
M24x1,5 DKO

TECHNICAL FEATURES				COMPATIBLE MODELS
IN	OUT	MATERIAL	CODE	9058 0050
M24x1,5 DKO M	M24x1,5 DKO M	STAINLESS STEEL	2803 0745	



Foot valve with 25 m drain nozzle kit
and quick coupler M24x1,5 DKO

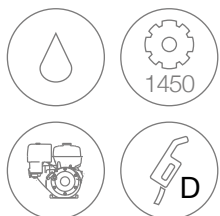
TECHNICAL FEATURES				COMPATIBLE MODELS
IN	OUT	bar	CODE	9058 0050
M24X1,5 DKO M	M24X1,5 DKO F	600	3045 0046	



Protective clothing kit

TECHNICAL FEATURES			COMPATIBLE MODELS
bar	Description	CODE	9058 0050
1000	Helmet kit + 10/28 Apron + 10/28 Hand protections + Gaiters	0608 0132	





FDX XTREME XL

PREMIUM

SELF-PRIMING PUMPS



TW Premium
Self-priming pump.



TW 500 Premium

The hose reel can be mounted on request



Pumps with 3 ceramic plungers and brass pump head



FOR MORE INFORMATION




BOX DIMENSION (cm)	145 x 105 x 130
QUANTITY FOR PALLET	1
PALLET DIMENSION (cm)	145 x 105 x 130
N. MACHINES CONTAINER 20'	16
N. MACHINES CONTAINER 40' (40' HQ)	32



RPM manual regulator

Big water filter at pump inlet, readily serviceable cartridge type



GENERAL FEATURES

- 4 twin solid wheels 350mm diameter
- Kohler KDW1003 Diesel liquid cooled engine (26HP)
- Premium Comet TW/TW500 pumps
- Gearbox (with 1450 rpm pump)
- Electrical starting
- No engine-oil safety device (oil-alert)
- Hours meter
- RPM manual regulator
- Stainless steel gradual pressure restoration valve with EASY START
- Thermostatic valve
- Big water filter at pump inlet, readily serviceable cartridge type
- Water suction from external tank option (only TW Premium models)
- Suitable for high professional use

TECHNICAL FEATURES

CODE	MODELS	PUMP									
			bar	MPa	bar	MPa	l/h	HP	kW	kg	
9058 0301	FDX Xtreme XL 16/500	TW Premium 500	520	52	100÷500	10÷50	430÷960	26,0	19,3	250	137 x 85 x 102
9058 0302	FDX Xtreme XL 20/400	TW Premium 500	415	41,5	100÷400	10÷40	600÷1200	26,0	19,3	250	137 x 85 x 102
9058 0303	FDX Xtreme XL 23/350	TW Premium	360	36	50÷350	5÷35	500÷1380	26,0	19,3	250	137 x 85 x 102
9058 0304	FDX Xtreme XL 30/280	TW Premium	280	28	50÷270	5÷27	770÷1800	26,0	19,3	250	137 x 85 x 102
9058 0305	FDX Xtreme XL 42/200	TW Premium	200	20	30÷190	3÷19	1000÷2520	26,0	19,3	250	137 x 85 x 102

STANDARD EQUIPMENT



GH 501 stainless steel gun with quick couplers
600 bar

TECHNICAL FEATURES					COMPATIBLE MODELS				
l/min	IN	OUT	bar	CODE	9058 0301	9058 0302	9058 0303	9058 0304	9058 0305
60	M24x1,5M	M24x1,5F	700	2410 0220					



Straight stainless steel lance, with adjustable handle

TECHNICAL FEATURES				COMPATIBLE MODELS				
IN	OUT	mm	CODE	9058 0301	9058 0302	9058 0303	9058 0304	9058 0305
M24x1,5 M	1/4" F NPT	1220	3301 1401					



Flat stainless-steel spray nozzle max 350/500 bar (available in stainless steel/tungsten on request)

TECHNICAL FEATURES				COMPATIBLE MODELS				
IN	Ø		CODE	9058 0301	9058 0302	9058 0303	9058 0304	9058 0305
1/4" NPT M	030	15 - 500 bar	3400 0614					
1/4" NPT M	043	15	3400 0717					
1/4" NPT M	050	25	3400 0652					
1/4" NPT M	075	25	3400 0761					
1/4" NPT M	13	25	3400 0655					



Delivery hose kit 20 mt with quick couplers M24x1,5

TECHNICAL FEATURES				COMPATIBLE MODELS				
IN	OUT	m	CODE	9058 0301	9058 0302	9058 0303	9058 0304	9058 0305
M24x1,5 F	M 24x1,5 F	20 - R2 3/8" 600 bar	3301 1226					
M24x1,5 F	M 24x1,5 F	20 - R2 3/8" 400 bar	3301 1270					
M24x1,5 F	M 24x1,5 F	20 - R2 1/2" 300 bar	3301 1268					



Self cleaning water filter

TECHNICAL FEATURES				COMPATIBLE MODELS				
IN	OUT	mesh	CODE	9058 0301	9058 0302	9058 0303	9058 0304	9058 0305
G 1" F	G 1" F	80	1002 0241					



Cartridge for water filter

TECHNICAL FEATURES				COMPATIBLE MODELS				
IN	OUT	mesh	CODE	9058 0301	9058 0302	9058 0303	9058 0304	9058 0305
-	-	80	1002 0242					

ACCESSORIES



Concentrated stainless-steel jet nozzle with ceramic insert
(available stainless steel/tungsten on request)

TECHNICAL FEATURES				COMPATIBLE MODELS				
IN	Ø		CODE	9058 0301	9058 0302	9058 0303	9058 0304	9058 0305
1/4" NPT M	030	0	3400 0619					
1/4" NPT M	040	0	3400 0620					
1/4" NPT M	050	0	3400 0622					
1/4" NPT M	075	0	3400 0623					
1/4" NPT M	15	0	3400 0626					



Stainless-steel lance with rotating nozzle with quick coupler

TECHNICAL FEATURES				COMPATIBLE MODELS				
IN	Ø	bar	CODE	9058 0301	9058 0302	9058 0303	9058 0304	9058 0305
M24x1,5 M	030 stainless steel	600	3301 1544					
M24x1,5 M	045 stainless steel	600	3301 1547					
M24x1,5 M	050 stainless steel	600	3301 1327					
M24x1,5 M	075 brass	400	3301 1548					
M24x1,5 M	15 brass	400	3301 1550					



Nipple for rotating nozzle head

TECHNICAL FEATURES				COMPATIBLE MODELS				
IN	OUT	MATERIAL	CODE	9058 0301	9058 0302	9058 0303	9058 0304	9058 0305
1/4 NPT M	1/4 BSP M	STAINLESS STEEL	5027 0102					



Rotating nozzle head - G 1/4" F (as spare part)
(with tungsten inserts)

TECHNICAL FEATURES				COMPATIBLE MODELS				
IN	Ø	bar	CODE	9058 0301	9058 0302	9058 0303	9058 0304	9058 0305
G 1/4" F	030 stainless steel	600	3217 0331					
G 1/4" F	045 stainless steel	600	3217 0328					
G 1/4" F	050 stainless steel	600	3217 0329					



Rotating nozzle head - G 1/4" F (as spare part)
(with ceramic inserts)

TECHNICAL FEATURES				COMPATIBLE MODELS				
IN	Ø	bar	CODE	9058 0301	9058 0302	9058 0303	9058 0304	9058 0305
G 1/4" F	075 brass	400	3217 0325					
G 1/4" F	15 brass	400	3217 0286					



Sand/Soda blasting lance kit complete with,
Soda blasting head, adjustable probe and
rubber suction hose.
With quick coupler M24x1,5 (600 bar)

TECHNICAL FEATURES				COMPATIBLE MODELS				
IN	bar	Ø	CODE	9058 0301	9058 0302	9058 0303	9058 0304	9058 0305
M24x1,5 M	500	030	3301 1450					
M24x1,5 M	500	040	3301 1333					
M24x1,5 M	500	050	3301 1334					
M24x1,5 M	500	080	3301 1335					
M24x1,5 M	500	090	3301 1336					



Delivery hose extension kit
with quick coupler M24x1,5

TECHNICAL FEATURES				COMPATIBLE MODELS				
IN	OUT	m	CODE	9058 0301	9058 0302	9058 0303	9058 0304	9058 0305
M 24x1,5 F	M 24x1,5 M	20 - R2 3/8" 600 bar	3301 1255					
M 24x1,5 F	M 24x1,5 M	20 - R2 3/8" 400 bar	3301 1271					
M 24x1,5 F	M 24x1,5 M	20 - R2 1/2" 300 bar	3301 1269					



Protective clothing kit

TECHNICAL FEATURES				COMPATIBLE MODELS				
Kit	bar	-	CODE	9058 0301	9058 0302	9058 0303	9058 0304	9058 0305
Apron	500	-	0608 0070					



Kit sonda spurgatubi 25 m
con attacchi rapidi M24x1,5 (600 bar)



Foot valve

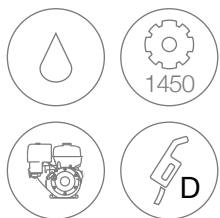


Kit avvolgitubo con attacchi rapidi con
tubo Blu anti-macchia

TECHNICAL FEATURES				COMPATIBLE MODELS				
IN	bar	l/min	CODE	9058 0301	9058 0302	9058 0303	9058 0304	9058 0305
M24x1,5 M	600	10 ÷ 15	3045 0050					
M24x1,5 M	600	16 ÷ 29	3045 0051					
M24x1,5 M	600	30 ÷ 42	3045 0052					

TECHNICAL FEATURES				COMPATIBLE MODELS				
IN	OUT	bar	CODE	9058 0301	9058 0302	9058 0303	9058 0304	9058 0305
M 24x1,5 M	M 24x1,5 F	500	0608 0071					

TECHNICAL FEATURES				COMPATIBLE MODELS				
Hose type	m	OUT	CODE	9058 0301	9058 0302	9058 0303	9058 0304	9058 0305
R2-3/8" - 600 bar	20	M 24x1,5 F	ON REQUEST					
R2-1/2" - 300 bar	20	M 24x1,5 F	ON REQUEST					



FDX XTREME XL 700 bar

PREMIUM




TW 700 bar

Triplex pump with S.S. head

Rear wheel with brake



FOR MORE INFORMATION




BOX DIMENSION (cm)	145 x 105 x 130
QUANTITY FOR PALLET	1
PALLET DIMENSION (cm)	145 x 105 x 130
N. MACHINES CONTAINER 20'	16
N. MACHINES CONTAINER 40' (40' HQ)	32



RPM manual regulator

Big water filter at pump inlet, readily serviceable cartridge type



GENERAL FEATURES

- No water safety device at pump inlet
- 4 twin solid wheels 350mm diameter
- Kohler KDW1003 Diesel liquid cooled engine (26HP)
- Comet TW 700 triplex pumps
- Gearbox (with 1450 rpm pump)
- Electrical starting
- No engine-oil safety device (oil-alert)
- Hours meter
- RPM manual regulator
- Stainless steel gradual pressure restoration valve with EASY START
- S.S. pressure gauge
- Safety valve
- Thermostatic valve
- Big water filter at pump inlet, readily serviceable cartridge type

TECHNICAL FEATURES

CODE	MODELS	PUMP										
			bar	MPa	bar	MPa	l/h	HP	kW	kg		
9058 0307	FDX Xtreme XL 13/700	TW Premium 700	730	73	100÷700	10÷70	300÷780	26,0	19,3	250	137 x 85 x 102	

STANDARD EQUIPMENT



GC 1100 waterblasting spray gun with lance

TECHNICAL FEATURES					COMPATIBLE MODELS
l/min	IN	OUT	bar	CODE	9058 0307
60	M24x1,5 DKO M	1/4" NPT F	1000	2410 0281	



Stainless steel/tungsten threaded Flat Jet nozzle

TECHNICAL FEATURES				COMPATIBLE MODELS
IN	Ø		CODE	9058 0307
1/4" NPT M	020	15	3400 0803	



Delivery hose kit with quick couplers and hose whips

TECHNICAL FEATURES				COMPATIBLE MODELS
IN	OUT	m	CODE	9058 0307
M24x1,5 DKO F	M24x1,5 DKO F	20 - R2 3/8"	3208 1466	



Self cleaning water filter

TECHNICAL FEATURES				COMPATIBLE MODELS
IN	OUT	mesh	CODE	9058 0307
G 1" F	G 1" F	80	1002 0241	



Cartridge for water filter

TECHNICAL FEATURES				COMPATIBLE MODELS
IN	OUT	mesh	CODE	9058 0307
-	-	80	1002 0242	



Hose check

TECHNICAL FEATURES		COMPATIBLE MODELS
MATERIAL	CODE	9058 0307
Kevlar	2416 0402	

ACCESSORIES



S/S-tungsten threaded Round Jet nozzle

TECHNICAL FEATURES				COMPATIBLE MODELS
IN	Ø		CODE	9058 0307
1/4 NPT-M	020	0	3400 0801	



Nipple for rotating nozzle head

TECHNICAL FEATURES				COMPATIBLE MODELS
IN	OUT	MATERIAL	CODE	9058 0307
1/4 NPT-M	1/4 BSP-M	STAINLESS STEEL	5027 0102	



Stainless steel rotating nozzle head

TECHNICAL FEATURES				COMPATIBLE MODELS
IN	bar	Ø	CODE	9058 0307
1/4 BSP-F	800	020	3217 0375	



Sand/Soda blasting kit complete with soda blasting head, adjustable probe and rubber suction hose

TECHNICAL FEATURES				COMPATIBLE MODELS
IN	bar	mm	CODE	9058 0307
G 1/4" F	600	580	3217 0389	



Connection for Delivery hose extension M24x1,5 DKO

TECHNICAL FEATURES				COMPATIBLE MODELS
IN	OUT	MATERIAL	CODE	9058 0307
M 24x1,5 DKO F	M 24x1,5 DKO F	STAINLESS STEEL	2803 0745	



Foot valve with 25 m drain nozzle kit and quick coupler M24x1,5 DKO

TECHNICAL FEATURES				COMPATIBLE MODELS
IN	OUT	bar	CODE	9058 0307
M 24X1,5 DKO M	M 24X1,5 DKO F	600	3045 0046	



Protective clothing kit

TECHNICAL FEATURES			COMPATIBLE MODELS
bar	Description	CODE	9058 0307
1000	Helmet kit + 10/28 Apron + 10/28 Hand protections + Gaiters	0608 0132	








X-SPECIAL HOT WATER SERIES

HOT-WATER OPERATION, USED TO REMOVE THE HARDEST DIRT SUCH AS PAINT, GREASE AND OIL



Cleaning of stables and work equipment for the agricultural sector



Graffiti removal from walls and shutters



Cleaning and maintenance of urban furniture and sidewalks and driveways



Cleaning of sewer pipes



Cleaning of machinery, removal of concrete, cement, gypsum and plaster residues



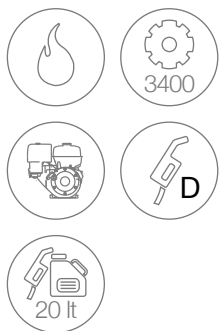
Removal residues from hulls of ships and large boats, cleaning of propeller blades



Cleaning of tanks and filters, removal of grease and oil from surfaces



Street cleaning and removal of residues in the event of accidents



FDX COMPACT CUBE

SKID



ZWD

Comet **self-priming** triplex pump, 3 ceramic pistons, brass pump head, bronze rods with bolt-on valve



RPM deceleration kit



Professional control panel

SELF-PRIMING PUMPS




FOR MORE INFORMATION



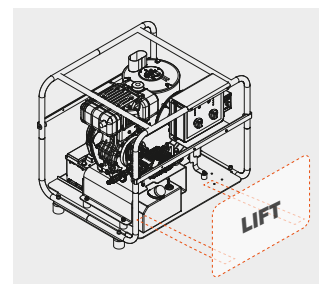
High efficiency boiler

20 lt fuel tank with level float and fill up filter

BOX DIMENSION (cm)	1050 x 840 x 950
QUANTITY FOR PALLET	1
PALLET DIMENSION (cm)	1050 x 840 x 950
N. MACHINES CONTAINER 20'	24
N. MACHINES CONTAINER 40' (40' HQ)	56



Designed for transport by forklift



GENERAL FEATURES

- Yanmar L70V Diesel engines
- Electrical starting-up
- Max temperature 110°
- Engine-oil safety device (oil-alert)
- Automatic decelerator to reduce RPM in by-pass mode
- Comet ZWD **self priming** triplex pump with ceramic pistons, brass head and bolt-on valve
- Fuel tank with level float and fill up filter
- Double coil vertical stainless steel high efficiency boiler with stainless steel outer casing
- Electronic temperature setting system with constant water temperature
- Flow-switch operated burner
- Safety valve
- Boiler thermal protection
- Flame control kit

TECHNICAL FEATURES

CODE	MODELS	PUMP	MAX		WORK		WORK	°C	HP kW		kg/h	kg	(L x W x H) cm
			bar	MPa	bar	MPa			l/h				
9058 0602	FDX Compact Cube 15/160 D Yanmar L 70 V	ZWD	160	16	30÷150	3÷15	300÷900	110	6,5	4,8	5,8	199	94 x 78 x 82
9058 0601	FDX Compact Cube 13/180 D Yanmar L 70 V	ZWD	180	18	30÷170	3÷17	300÷780	110	6,5	4,8	5,8	199	94 x 78 x 82

STANDARD EQUIPMENT



GH 301 gun with swivel



Bent lance with detergent head, without nozzle



Fan shape nozzle 25° 1/4" MEG connection



Rubber delivery hose kit



Inlet water filter



RPM decelerator kit



Flame control kit



Ionic anti-scale device

TECHNICAL FEATURES					COMPATIBLE MODELS	
l/min	IN	OUT	bar	CODE	9058 0602	9058 0601
45	G 3/8" M	M22x1,5 F	310	2410 0182		

TECHNICAL FEATURES				COMPATIBLE MODELS	
IN	OUT	mm	CODE	9058 0602	9058 0601
M22x1,5 M	1/4" NPT F	700	3301 0787		

TECHNICAL FEATURES				COMPATIBLE MODELS	
IN	Ø		CODE	9058 0602	9058 0601
1/4" NPT M	Ø40	25	3400 0702		
1/4" NPT M	Ø60	25	3400 0708		

TECHNICAL FEATURES				COMPATIBLE MODELS	
IN	OUT	m	CODE	9058 0602	9058 0601
M22x1,5 F - Ø14	G 3/8" F	10 - R2 5/16"	3301 0776		

TECHNICAL FEATURES				COMPATIBLE MODELS	
IN	OUT	mesh	CODE	9058 0602	9058 0601
G 1/2" F	G 1/2" F	50	1002 0110		

TECHNICAL FEATURES				COMPATIBLE MODELS	
IN	STROKE	bar	CODE	9058 0602	9058 0601
G 3/8" M	7 - 14 mm	400	0608 0069		

TECHNICAL FEATURES				COMPATIBLE MODELS	
CODE				9058 0602	9058 0601
5018 0081					

TECHNICAL FEATURES				COMPATIBLE MODELS	
IN	OUT	l/min	CODE	9058 0602	9058 0601
G 3/4" M	G 3/4" F	30	0608 0047		

ACCESSORIES



GH 401 gun with fixed lance (1100mm), with detergent head, without nozzle, with Swivel



GH 401 gun with revolving lance (1100mm), with detergent head, without nozzle, with Swivel



Double barrel lance, without nozzles



Detergent nozzle for double barrel lance



Bent lance, with rotating nozzle



Sand/Soda blasting lance kit



Professional Sand/Soda blasting lance kit



Bent lance with adjustable jet



Rotating brush



Foam lance, with regulator

TECHNICAL FEATURES					COMPATIBLE MODELS	
l/min	IN	OUT	bar	CODE	9058 0602	9058 0601
40	G 3/8" M	G 1/4" F	400	2410 0126		

TECHNICAL FEATURES					COMPATIBLE MODELS	
l/min	IN	OUT	bar	CODE	9058 0602	9058 0601
40	G 3/8" M	G 1/4" F	400	2410 0124		

TECHNICAL FEATURES				COMPATIBLE MODELS	
IN	OUT	mm	CODE	9058 0602	9058 0601
M22x1,5 M	2x1/4 NPT F	700	3301 0941		

TECHNICAL FEATURES				COMPATIBLE MODELS	
IN	∅		CODE	9058 0602	9058 0601
1/4" NPT M	60	50	3400 0391		

TECHNICAL FEATURES				COMPATIBLE MODELS	
IN	mm	∅	CODE	9058 0602	9058 0601
M22x1,5 M	560	040	3301 0777		
M22x1,5 M	560	060	3301 0897		

TECHNICAL FEATURES				COMPATIBLE MODELS	
IN	mm	∅	CODE	9058 0602	9058 0601
M22x1,5 M	435 / 500	040	3301 0772		
M22x1,5 M	435 / 500	080	3301 0972		

TECHNICAL FEATURES				COMPATIBLE MODELS	
IN	mm	∅	CODE	9058 0602	9058 0601
M22x1,5 M	580 / 700	040	3301 1219		
M22x1,5 M	580 / 700	055	3301 0864		

TECHNICAL FEATURES				COMPATIBLE MODELS	
IN	mm	∅	CODE	9058 0602	9058 0601
M22x1,5 M	700	040	3301 0909		
M22x1,5 M	700	060	3301 1094		

TECHNICAL FEATURES				COMPATIBLE MODELS	
IN	bar	l/min	CODE	9058 0602	9058 0601
M22x1,5 M	20	20	1413 0030		

TECHNICAL FEATURES				COMPATIBLE MODELS	
IN	l/min	°C	CODE	9058 0602	9058 0601
M22x1,5 M	20	60	3301 0901		



Drain nozzle

TECHNICAL FEATURES				COMPATIBLE MODELS	
IN	m	l/min	CODE	9058 0602	9058 0601
M 22x1,5 M long	25	10 ÷ 15	3045 0040		



Rubber delivery hose extension kit

TECHNICAL FEATURES				COMPATIBLE MODELS	
IN	OUT	m	CODE	9058 0602	9058 0601
M22x1,5	M22x1,5	10 - R2 5/16"	3301 0985		
M22x1,5	M22x1,5	10 - R2 3/8"	3301 0946		



Spiral suction hose kit

TECHNICAL FEATURES				COMPATIBLE MODELS	
IN	OUT	m	CODE	9058 0602	9058 0601
Ø 18	Ø 23	8	3299 0019		



Hose reel with rubber hose

TECHNICAL FEATURES				COMPATIBLE MODELS	
Hose type	m	OUT	CODE	9058 0602	9058 0601
R2 - 5/16"	15	G 3/8" F	ON REQUEST		
R2 3/8"	15	G 3/8" F	ON REQUEST		



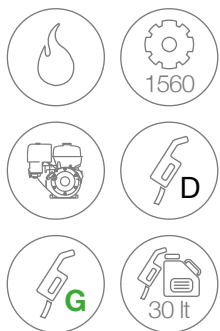
Ejector kit

TECHNICAL FEATURES				COMPATIBLE MODELS	
IN	OUT	Ø	CODE	9058 0602	9058 0601
M22x1,5 F - Ø14	M22x1,5 M - Ø14	2,1	3410 0372		



Exhausted fume conveyor

TECHNICAL FEATURES				COMPATIBLE MODELS	
Ø	kg	-	CODE	9058 0602	9058 0601
200	1,4	-	0466 0055		



FDX HOT CUBE

SKID · TRAILER

SELF-PRIMING PUMPS
(only on skid versions)

PED 2014/68/CE CAT. II



FOR MORE INFORMATION



BOX DIMENSION (cm)	136 x 105 x 120
QUANTITY FOR PALLET	1
PALLET DIMENSION (cm)	136 x 105 x 120
N. MACHINES CONTAINER 20'	16
N. MACHINES CONTAINER 40' (40' HQ)	34



FW2
Pump with 3 integral ceramic pistons and brass pump head

ONLY TRAILER VERSIONS
Water valve tank with brass filter and float, anti-scale pump with 2.5 l capacity tank

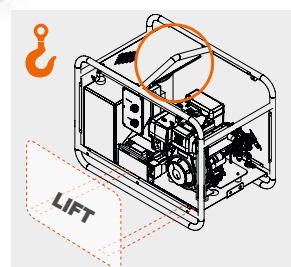


WHEELS ONLY TRAILER VERSIONS



ONLY SKID VERSIONS
Direct water pumping system with self-cleaning filter and ionic anti-scale device

SKID VERSIONS



GENERAL FEATURES

- Professional hot water high pressure cleaner for uses without connection to electricity grid
- Honda GX 390 engine (gasoline models) or Yanmar L100V engines (Diesel models)
- Electrical starting-up
- No engine-oil safety device (oil-alert)
- Automatic decelerator to reduce RPM in by-pass mode
- Gearbox
- Fuel tank with level float and fill up filter
- Professional gradual pressure restoration unloader valve
- Double coil vertical stainless steel high efficiency boiler with stainless steel outer casing
- Electronic temperature setting system with constant water temperature
- PED 2014/68/CE cat. II certification
- Flow-switch operated burner
- Safety valve
- Boiler thermal protection
- Flame control kit

TECHNICAL FEATURES

CODE	MODELS	PUMP	MAX		WORK		WORK	°C	HP kW		kg/h	kg	(L x W x H) cm
			bar	MPa	bar	MPa			l/h	HP			
TRAILER													
9058 0501	FDX Hot Cube 16/200 D Yanmar L 100 V	FW2	200	20	30±190	3±19	330±960	85±140	9,3	6,8	6,3	230	120 x 93 x 108
9058 0502	FDX Hot Cube 16/200 B Honda GX 390	FW2	200	20	30±190	3±19	330±960	85±140	13	9,7	6,3	200	120 x 93 x 108
9058 0503	FDX Hot Cube 21/160 D Yanmar L 100 V	FW2	160	16	30±150	3±15	560±1260	85±140	9,3	6,8	7,9	230	120 x 93 x 108
9058 0504	FDX Hot Cube 21/160 B Honda GX 390	FW2	160	16	30±150	3±15	560±1260	85±140	13	9,7	7,9	200	120 x 93 x 108
SKID													
9058 0513	FDX Hot Cube 16/200 D Yanmar L 100 V	FW2	200	20	30±190	3±19	330±960	85±140	9,3	6,8	6,3	230	120 x 93 x 108
9058 0512	FDX Hot Cube 16/200 B Honda GX 390	FW2	200	20	30±190	3±19	330±960	85±140	13	9,7	6,3	200	120 x 93 x 108
9058 0511	FDX Hot Cube 21/160 D Yanmar L 100 V	FW2	160	16	30±150	3±15	560±1260	85±140	9,3	6,8	7,9	230	120 x 93 x 108
9058 0515	FDX Hot Cube 21/160 B Honda GX 390	FW2	160	16	30±150	3±15	560±1260	85±140	13	9,7	7,9	200	120 x 93 x 108

STANDARD EQUIPMENT



GH 401 gun with Swivel (n.2 o-ring)

TECHNICAL FEATURES					COMPATIBLE MODELS							
l/min	IN	OUT	bar	CODE	9058 0501	9058 0502	9058 0503	9058 0504	9058 0513	9058 0512	9058 0511	9058 0515
40	G 3/8" M	M22x1,5F long	400	2410 0277								



Double barrel lance, without nozzles

TECHNICAL FEATURES				COMPATIBLE MODELS							
IN	OUT	mm	CODE	9058 0501	9058 0502	9058 0503	9058 0504	9058 0513	9058 0512	9058 0511	9058 0515
M 22x1,5	2x1/4 NPT	700	3301 0941								



Fan shape nozzle 25° 1/4" MEG connection

TECHNICAL FEATURES				COMPATIBLE MODELS							
IN	∅		CODE	9058 0501	9058 0502	9058 0503	9058 0504	9058 0513	9058 0512	9058 0511	9058 0515
1/4" NPT M	045	25	3400 0703								
1/4" NPT M	070	25	3400 0711								



Detergent nozzle for double barrel lance

TECHNICAL FEATURES				COMPATIBLE MODELS							
IN	∅		CODE	9058 0501	9058 0502	9058 0503	9058 0504	9058 0513	9058 0512	9058 0511	9058 0515
1/4" NPT M	60	50	3400 0391								



Rubber delivery hose kit 10 m

TECHNICAL FEATURES				COMPATIBLE MODELS							
IN	OUT	m	CODE	9058 0501	9058 0502	9058 0503	9058 0504	9058 0513	9058 0512	9058 0511	9058 0515
M22x1,5 F - ∅14	G 3/8" F	10 - R2 5/16"	3301 0776								
M22x1,5 F - ∅14	G 3/8" F	10 - R2 3/8"	3301 0944								



RPM decelerator kit

TECHNICAL FEATURES				COMPATIBLE MODELS							
IN	STROKE	bar	CODE	9058 0501	9058 0502	9058 0503	9058 0504	9058 0513	9058 0512	9058 0511	9058 0515
G 3/8" M	7 - 14 mm	400	0608 0069								



Flame control kit

TECHNICAL FEATURES				COMPATIBLE MODELS							
CODE				9058 0501	9058 0502	9058 0503	9058 0504	9058 0513	9058 0512	9058 0511	9058 0515
5018 0081											

STANDARD EQUIPMENT



Brass inlet water filter (only on Trailer versions)



Self cleaning water filter



Cartridge for water filter

TECHNICAL FEATURES				COMPATIBLE MODELS							
IN	OUT	mesh	CODE	9058 0501	9058 0502	9058 0503	9058 0504	9058 0513	9058 0512	9058 0511	9058 0515
G 3/4" F	G 3/4" F	50	1002 0159								

TECHNICAL FEATURES				COMPATIBLE MODELS							
IN	OUT	mesh	CODE	9058 0501	9058 0502	9058 0503	9058 0504	9058 0513	9058 0512	9058 0511	9058 0515
G 1" F	G 1" F	50	1002 0238								

TECHNICAL FEATURES				COMPATIBLE MODELS							
IN	OUT	mesh	CODE	9058 0501	9058 0502	9058 0503	9058 0504	9058 0513	9058 0512	9058 0511	9058 0515
-	-	50	1002 0239								

ACCESSORIES



Protective panels kit

TECHNICAL FEATURES		COMPATIBLE MODELS							
MATERIAL	CODE	9058 0501	9058 0502	9058 0503	9058 0504	9058 0513	9058 0512	9058 0511	9058 0515
STAINLESS STEEL	5018 0121								



GH 401 gun with fixed lance (1100mm), with detergent head, without nozzle, with Swivel

TECHNICAL FEATURES					COMPATIBLE MODELS							
l/min	IN	OUT	bar	CODE	9058 0501	9058 0502	9058 0503	9058 0504	9058 0513	9058 0512	9058 0511	9058 0515
40	G 3/8" M	G 1/4" F	400	2410 0126								



GH 401 gun with revolving lance (1100mm), with detergent head, without nozzle, with Swivel

TECHNICAL FEATURES					COMPATIBLE MODELS							
l/min	IN	OUT	bar	CODE	9058 0501	9058 0502	9058 0503	9058 0504	9058 0513	9058 0512	9058 0511	9058 0515
40	G 3/8" M	G 1/4" F	400	2410 0124								



Bent lance with detergent head, without nozzle

TECHNICAL FEATURES				COMPATIBLE MODELS							
IN	OUT	mm	CODE	9058 0501	9058 0502	9058 0503	9058 0504	9058 0513	9058 0512	9058 0511	9058 0515
M22x1,5 M	1/4" NPT F	800	3301 0976								



Bent lance, with rotating nozzle

TECHNICAL FEATURES				COMPATIBLE MODELS							
IN	mm	∅	CODE	9058 0501	9058 0502	9058 0503	9058 0504	9058 0513	9058 0512	9058 0511	9058 0515
M22x1,5 M	560	045	3301 0782								
M22x1,5 M	560	070	3301 0899								



Sand/Soda blasting lance kit

TECHNICAL FEATURES				COMPATIBLE MODELS							
IN	mm	∅	CODE	9058 0501	9058 0502	9058 0503	9058 0504	9058 0513	9058 0512	9058 0511	9058 0515
M22x1,5 M	435 / 500	040	3301 0772								
M22x1,5 M	435 / 500	080	3301 0972								



Professional Sand/Soda blasting lance kit

TECHNICAL FEATURES				COMPATIBLE MODELS							
IN	mm	∅	CODE	9058 0501	9058 0502	9058 0503	9058 0504	9058 0513	9058 0512	9058 0511	9058 0515
M22x1,5 M	580 / 700	055	3301 0864								
M22x1,5 M	580 / 700	080	3301 1228								



Bent lance with adjustable jet

TECHNICAL FEATURES				COMPATIBLE MODELS							
IN	mm	∅	CODE	9058 0501	9058 0502	9058 0503	9058 0504	9058 0513	9058 0512	9058 0511	9058 0515
M22x1,5 M	700	045	3301 0911								
M22x1,5 M	700	070	3301 1085								



Rotating brush

TECHNICAL FEATURES				COMPATIBLE MODELS							
IN	bar	l/min	CODE	9058 0501	9058 0502	9058 0503	9058 0504	9058 0513	9058 0512	9058 0511	9058 0515
M22x1,5 M	20	20	1413 0030								



Foam lance, with regulator

TECHNICAL FEATURES				COMPATIBLE MODELS							
IN	l/min	°C	CODE	9058 0501	9058 0502	9058 0503	9058 0504	9058 0513	9058 0512	9058 0511	9058 0515
M22x1,5 M	20	60	3301 0901								



Drain nozzle

TECHNICAL FEATURES				COMPATIBLE MODELS							
IN	m	l/min	CODE	9058 0501	9058 0502	9058 0503	9058 0504	9058 0513	9058 0512	9058 0511	9058 0515
M22x1,5 M	25	16 ÷ 21	3045 0036								



Rubber delivery hose extension kit

TECHNICAL FEATURES				COMPATIBLE MODELS							
IN	OUT	m	CODE	9058 0501	9058 0502	9058 0503	9058 0504	9058 0513	9058 0512	9058 0511	9058 0515
M22x1,5 M - ∅14	M22x1,5 F - ∅14	10 - R2 5/16"	3301 0985								
M22x1,5 M - ∅14	M22x1,5 F - ∅14	10 - R2 3/8"	3301 0946								



Spiral suction hose kit

TECHNICAL FEATURES				COMPATIBLE MODELS							
IN	OUT	m	CODE	9058 0501	9058 0502	9058 0503	9058 0504	9058 0513	9058 0512	9058 0511	9058 0515
∅ 18	∅ 23	8	3299 0019								




Hose reel with rubber hose

TECHNICAL FEATURES				COMPATIBLE MODELS							
Hose type	m	OUT	CODE	9058 0501	9058 0502	9058 0503	9058 0504	9058 0513	9058 0512	9058 0511	9058 0515
R2 3/8"	20	G 3/8" F	7002 0390								



Ejector kit

TECHNICAL FEATURES				COMPATIBLE MODELS							
IN	OUT	∅	CODE	9058 0501	9058 0502	9058 0503	9058 0504	9058 0513	9058 0512	9058 0511	9058 0515
M22x1,5 F - ∅14	M22x1,5 M - ∅14	2,1	3410 0372								
M22x1,5 F - ∅14	M22x1,5 M - ∅14	2,7	3410 0333								



Exhausted fume conveyor

TECHNICAL FEATURES				COMPATIBLE MODELS							
∅	kg	-	CODE	9058 0501	9058 0502	9058 0503	9058 0504	9058 0513	9058 0512	9058 0511	9058 0515
200	1,4	-	0466 0055								



Foot valve

TECHNICAL FEATURES				COMPATIBLE MODELS							
IN	OUT	bar	CODE	9058 0501	9058 0502	9058 0503	9058 0504	9058 0513	9058 0512	9058 0511	9058 0515
G 3/8" M	M22x1,5 F	280	0608 0097								





RED SERIES COMMERCIAL

FOR SEMI-PROFESSIONAL USES WITH
SINGLE-PHASE ELECTRIC DRIVE, COMPACT
BUT AT THE SAME TIME VERY EFFICIENT
DIMENSIONS



Domestic cleaning of bikes,
motorcycles, cars



Ordinary cleaning and maintenance of
small boats



Swimming pools cleaning, also
areas that could be hard



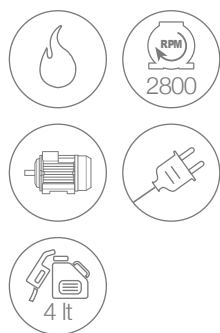
Cleaning of courtyards, stairs,
paths and washing of outdoor
furniture or wooden surfaces




Cleaning of walls, gates, facades,
windows, garages, washing of
ceramic tiles



Maintenance and cleaning of
roof and gutters



PATRIOT•PATRIOT GOLD



FOR MORE INFORMATION



PT 03



KLR GOLD

Pump with brass head (aluminum head for PATRIOT 140)

Removable ergonomic handle to facilitate transport



Supports for the power cable and delivery hose



Double switch: cold water and hot water



4 lt Diesel tank with inlet filter and cap



Ø210 mm rubber coated plastic wheels

Water inlet with filter and inspectionable cartridge



BOX DIMENSION (cm)	60 x 49 x 72
QUANTITY FOR PALLET	8
PALLET DIMENSION (cm)	115 x 95 x 165
N. MACHINES CONTAINER 20'	80
N. MACHINES CONTAINER 40' (40' HQ)	192

GENERAL FEATURES

- Electrical pump with three axial pistons arranged vertically with pump at the bottom and an all-metal construction without any plastic used for the structural components
- Brass head (on Patriot 150 Gold) or aluminum head
- 4 lt Diesel tank with inlet filter and cap
- EASY START device
- Total Stop system
- Vertical burner with high thermal efficiency steel coil
- Auxiliary engine for ventilation of boiler unit
- Delayed burner start
- Safety valve
- Boiler thermal protection
- Double switch (cold water - hot water)
- Induction electrical motor with thermal protection

TECHNICAL FEATURES

CODE	MODELS	PUMP															
			Ph	V	Hz	bar	MPa	l/h	kW	°C	kg/h	kg	(L x W x H) cm				
9069 0001	PATRIOT 140	PT 03	1	230	50	140	14	420	2,1	90	1,99	43	58 x 44 x 93				
9069 0002	PATRIOT 150 Gold	KLR Gold	1	230	50	150	15	480	2,3	90	1,99	43	58 x 44 x 93				

STANDARD EQUIPMENT



GH 251 gun with protection

TECHNICAL FEATURES					COMPATIBLE MODELS	
l/min	IN	OUT	bar	CODE	9069 0001	9069 0002
30	G 1/4" M	M22x1,5 F	262	2410 0096		



Bent lance with protection, without nozzle

TECHNICAL FEATURES				COMPATIBLE MODELS	
IN	OUT	mm	CODE	9069 0001	9069 0002
M22x1,5 M	1/4" F NPT	500	3301 1143		



Fan shape nozzle

TECHNICAL FEATURES				COMPATIBLE MODELS	
IN	Ø		CODE	9069 0001	9069 0002
1/4" NPT M	Ø30	15	3400 0677		



Rubber delivery hose kit

TECHNICAL FEATURES				COMPATIBLE MODELS	
IN	OUT	m	CODE	9069 0001	9069 0002
M22x1,5 F - Ø15	G 1/4" F	8 - R1 1/4"	3208 1300		



Foam lance

TECHNICAL FEATURES				COMPATIBLE MODELS	
IN	l/min	lt	CODE	9069 0001	9069 0002
M22x1,5 M	18	0,3	3301 0795		



Plastic inlet water filter

TECHNICAL FEATURES				COMPATIBLE MODELS	
IN	OUT	mesh	CODE	9069 0001	9069 0002
Ø 15	G 3/4" F	50	1002 0285		

ACCESSORIES



Back-flow Preventer kit BA 10

TECHNICAL FEATURES				COMPATIBLE MODELS	
IN	OUT	l/min	CODE	9069 0001	9069 0002
G 3/4" M	G 3/4" M	35	0608 0049		



3/4 garden hose quick couplers

TECHNICAL FEATURES				COMPATIBLE MODELS	
IN	OUT	bar	CODE	9069 0001	9069 0002
G 3/4" F	G 3/4" F	10	5002 0024		



GH 281 gun with pressure pregulator + Swivel

TECHNICAL FEATURES					COMPATIBLE MODELS	
l/min	IN	OUT	bar	CODE	9069 0001	9069 0002
15	G 1/4" M	M22x1,5F	310	2410 0246		



Bent lance, with rotating nozzle

TECHNICAL FEATURES				COMPATIBLE MODELS	
IN	mm	Ø	CODE	9069 0001	9069 0002
M22x1,5 M	560	Ø30	3301 0780		



Sand/Soda blasting lance kit

TECHNICAL FEATURES				COMPATIBLE MODELS	
IN	mm	Ø	CODE	9069 0001	9069 0002
M22x1,5 M	300 / 500	Ø35	3301 0801		



Rotating brush

TECHNICAL FEATURES				COMPATIBLE MODELS	
IN	bar	l/min	CODE	9069 0001	9069 0002
M22x1,5 M	20	20	1413 0033		



SC 150 floor cleaning lance kit

TECHNICAL FEATURES				COMPATIBLE MODELS	
IN	bar	Ø	CODE	9069 0001	9069 0002
M22x1,5 M	170	Ø0,95	3301 1502		



Drain nozzle

TECHNICAL FEATURES				COMPATIBLE MODELS	
IN	m	l/min	CODE	9069 0001	9069 0002
M22x1,5 M	8	6 ÷ 9	3045 0028		
M22x1,5 M	15	6 ÷ 9	3045 0029		



Spiral suction hose kit

TECHNICAL FEATURES				COMPATIBLE MODELS	
IN	OUT	m	CODE	9069 0001	9069 0002
Ø 18	Ø 23	8	3299 0019		




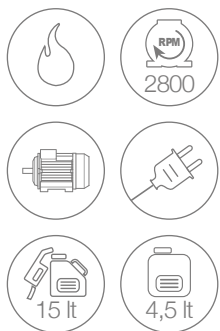
Ionic anti-scale device

TECHNICAL FEATURES				COMPATIBLE MODELS	
IN	OUT	l/min	CODE	9069 0001	9069 0002
G 3/4" M	G 3/4" F	30	0608 0047		



Rubber delivery hose extension kit

TECHNICAL FEATURES				COMPATIBLE MODELS	
IN	OUT	m	CODE	9069 0001	9069 0002
M22x1,5 M - Ø15	M22x1,5 F - Ø15	10 - R1 1/4"	3301 1626		



SCOUT

CLASSIC · EXTRA



KSR GOLD

Pump with three axial pistons and brass head

ONLY EXTRA VERSIONS

Hose reel with 10 m high-pressure hose



FOR MORE INFORMATION



BOX DIMENSION (cm)	95 x 62 x 95
QUANTITY FOR PALLET	1
PALLET DIMENSION (cm)	95 x 62 x 95
N. MACHINES CONTAINER 20'	36
N. MACHINES CONTAINER 40' (40' HQ)	76

Big rubber wheels (ø260mm)



Practical lance and gun storage



GENERAL FEATURES

- Comet electrical pump with three axial pistons arranged horizontally with pump at the bottom and an all-metal construction without any plastic used for the structural components and brass pump head
- Pressure gauge
- Built-in fuel and detergent tanks
- Direct low-pressure suction of water with detergent
- EASY START device
- Total Stop system
- Delayed burner start
- Safety valve
- Amperometric motor protection
- Temperature setting thermostat

TECHNICAL FEATURES

CODE	MODELS	PUMP															
			Ph	V	Hz	bar	MPa	l/h	kW	°C	kg/h	kg	(L x W x H) cm				
9044 0001	SCOUT 150 Classic	KSR Gold	1	230	50	150	15	540	2,7	90	3,11	66	89 x 50 x 82				
9044 0002	SCOUT 150 Extra	KSR Gold	1	230	50	150	15	540	2,7	90	3,11	70	89 x 50 x 82				
9044 0003	SCOUT 135 Classic	KSR Gold	1	230	50	135	13,5	600	2,7	90	3,11	66	89 x 50 x 82				
9044 0004	SCOUT 135 Extra	KSR Gold	1	230	50	135	13,5	600	2,7	90	3,11	70	89 x 50 x 82				

STANDARD EQUIPMENT



GH 251 gun with protection

TECHNICAL FEATURES					COMPATIBLE MODELS			
l/min	IN	OUT	bar	CODE	9044 0001	9044 0002	9044 0003	9044 0004
30	G 1/4" M	M22x1,5 F	262	2410 0096				



Bent lance with detergent head, without nozzle

TECHNICAL FEATURES				COMPATIBLE MODELS			
IN	OUT	mm	CODE	9044 0001	9044 0002	9044 0003	9044 0004
M22x1,5 M	1/4" NPT F	700	3301 0787				



Fan shape nozzle

TECHNICAL FEATURES				COMPATIBLE MODELS			
IN	Ø		CODE	9044 0001	9044 0002	9044 0003	9044 0004
1/4" NPT M	033	15	3400 0712				
1/4" NPT M	040	15	3400 0690				



Rubber delivery hose kit

TECHNICAL FEATURES				COMPATIBLE MODELS			
IN	OUT	m	CODE	9044 0001	9044 0002	9044 0003	9044 0004
M22x1,5 F - Ø14	G 1/4" F	8 - R1 1/4"	3208 1015				
G 3/8" F	G 1/4" F	10 - R1 1/4"	3208 1016				

ACCESSORIES



Back-flow Preventer kit BA 10



3/4 garden hose quick couplers



GH 281 gun with pressure pregulator + Swivel



Lance with adjustable jet



Bent lance, with rotating nozzle



Foam lance, with regulator



Soda blasting lance



Rotating brush



Double barrel lance, without nozzles



Detergent nozzle for double barrel lance

TECHNICAL FEATURES				COMPATIBLE MODELS			
IN	OUT	l/min	CODE	9044 0001	9044 0002	9044 0003	9044 0004
G 3/4" M	G 3/4" M	35	0608 0049				

TECHNICAL FEATURES				COMPATIBLE MODELS			
IN	OUT	bar	CODE	9044 0001	9044 0002	9044 0003	9044 0004
G 3/4" F	G 3/4" F	10	5002 0024				

TECHNICAL FEATURES					COMPATIBLE MODELS			
l/min	IN	OUT	bar	CODE	9044 0001	9044 0002	9044 0003	9044 0004
15	G 1/4" M	M22x1,5F	310	2410 0246				

TECHNICAL FEATURES				COMPATIBLE MODELS			
IN	mm	Ø	CODE	9044 0001	9044 0002	9044 0003	9044 0004
M22x1,5 M	570	033	3301 1064				
M22x1,5 M	570	037	3301 1067				

TECHNICAL FEATURES				COMPATIBLE MODELS			
IN	mm	Ø	CODE	9044 0001	9044 0002	9044 0003	9044 0004
M22x1,5 M	560	035	3301 0781				
M22x1,5 M	560	040	3301 0777				

TECHNICAL FEATURES				COMPATIBLE MODELS			
IN	l/min	lt	CODE	9044 0001	9044 0002	9044 0003	9044 0004
M22x1,5 M	20	1	3301 0766				

TECHNICAL FEATURES				COMPATIBLE MODELS			
IN	mm	Ø	CODE	9044 0001	9044 0002	9044 0003	9044 0004
M22x1,5 M	300 / 500	035	3301 0989				

TECHNICAL FEATURES				COMPATIBLE MODELS			
IN	bar	l/min	CODE	9044 0001	9044 0002	9044 0003	9044 0004
M22x1,5 M	20	20	1413 0033				

TECHNICAL FEATURES				COMPATIBLE MODELS			
IN	OUT	mm	CODE	9044 0001	9044 0002	9044 0003	9044 0004
M22x1,5 M	2x1/4 NPT F	700	3301 0941				

TECHNICAL FEATURES				COMPATIBLE MODELS			
IN	Ø		CODE	9044 0001	9044 0002	9044 0003	9044 0004
1/4" NPT M	60	50	3400 0391				



Drain nozzle (max 60°C)

TECHNICAL FEATURES				COMPATIBLE MODELS			
IN	m	l/min	CODE	9044 0001	9044 0002	9044 0003	9044 0004
M22x1,5 M	8	6 ÷ 9	3045 0028				
M22x1,5 M	15	6 ÷ 9	3045 0029				
M22x1,5 M	25	10 ÷ 15	3045 0041				



Spiral suction hose kit

TECHNICAL FEATURES				COMPATIBLE MODELS			
IN	OUT	m	CODE	9044 0001	9044 0002	9044 0003	9044 0004
Ø 18	Ø 23	8	3299 0019				



Ionic anti-scale device

TECHNICAL FEATURES				COMPATIBLE MODELS			
IN	OUT	l/min	CODE	9044 0001	9044 0002	9044 0003	9044 0004
G 3/4" M	G 3/4" F	30	0608 0047				



Rubber delivery hose extension kit, SAE 100

TECHNICAL FEATURES				COMPATIBLE MODELS			
IN	OUT	m	CODE	9044 0001	9044 0002	9044 0003	9044 0004
G 1/4" M	G 1/4" F	8 R1 1/4"	3301 0811				
M22x1,5 M - Ø14	M22x1,5 F - Ø14	10 R1 5/16"	3301 0774				



Plastic inlet water filter

TECHNICAL FEATURES				COMPATIBLE MODELS			
IN	OUT	mesh	CODE	9044 0001	9044 0002	9044 0003	9044 0004
Ø 15	G 3/4" F	50	1002 0285				





RED SERIES PROFESSIONAL

WITH SINGLE-PHASE OR THREE-PHASE ELECTRIC
MOTOR FOR PROFESSIONAL USE



Washing of motor vehicles,
heavy vehicles, trucks, work
equipment



Cleaning and maintenance of urban
furniture and sidewalks and driveways



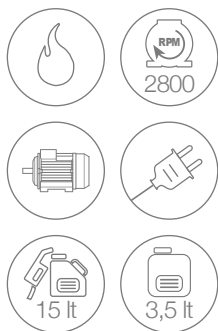
Cleaning of machinery, removal of
concrete, cement, gypsum and
plaster residues



Cleaning of tanks and filters, removal
of grease and oil from surfaces



Street cleaning and removal of
residues in the event of accidents



SELF-PRIMING PUMPS

TSR



FOR MORE INFORMATION



BOX DIMENSION (cm)	100 x 65 x 100
QUANTITY FOR PALLET	1
PALLET DIMENSION (cm)	100 x 65 x 100
N. MACHINES CONTAINER 20'	36
N. MACHINES CONTAINER 40' (40' HQ)	72

KP

CLASSIC · EXTRA



Closeable handles for transport operation



Pump with three axial pistons and brass head

MTP AXR / GXR



Casing comes off in one piece



ONLY EXTRA VERSIONS

Hose reel with 15 m high-pressure hose



Front and rear bumper



GENERAL FEATURES

- 15-litres capacity fuel tank with level float and fill up filter
- Regulated low-pressure detergent suction
- 2 poles (2800 rpm) motor with thermal protection
- Delayed Total Stop (on KP 5.12T model)
- EASY START on single phase models
- Safety valve for boiler protection
- Boiler thermal protection
- Rotary On-Off switch
- Temperature setting thermostat
- Amperometric control (on three-phase models)
- Motor rotating control (on three-phase models)
- Phase control" indicator (on three-phase models)
- "No fuel" indicator
- Gun with pressure regulator (optional)

TECHNICAL FEATURES

CODE	MODELS	PUMP																
			Ph	V	Hz	bar	MPa	bar	MPa	l/h	HP	kW	kW	°C	kg/h	kg	(L x W x H) cm	
9061 0001	KP Classic 3.10 10/140 M	GXR	1	230	50	140	14	30÷130	3÷13	290÷600	3,0	2,2	2,9	110	3,11	95	94 x 62 x 84	
9061 0003	KP Extra 3.10 10/140 M	GXR	1	230	50	140	14	30÷130	3÷13	290÷600	3,0	2,2	2,9	110	3,11	100	104 x 62 x 84	
9061 0002	KP Classic 5.12 12/180 T	AXR	3	400	50	180	18	30÷170	3÷17	300÷720	5,0	3,7	4,8	110	3,11	100	94 x 62 x 84	
9061 0004	KP Extra 5.12 12/180 T	AXR	3	400	50	180	18	30÷170	3÷17	300÷720	5,0	3,7	4,8	110	3,11	105	104 x 62 x 84	

STANDARD EQUIPMENT



GH 281 gun with extension

TECHNICAL FEATURES					COMPATIBLE MODELS			
l/min	IN	OUT	bar	CODE	9061 0001	9061 0003	9061 0002	9061 0004
30	G 3/8" M	M22x1,5 F	310	2410 0236				



Bent lance with detergent head (without nozzle)

TECHNICAL FEATURES				COMPATIBLE MODELS			
IN	OUT	mm	CODE	9061 0001	9061 0003	9061 0002	9061 0004
M22x1,5 M	1/4" NPT F	700	3301 0787				



Fan shape nozzle 15° 1/4" MEG connection

TECHNICAL FEATURES				COMPATIBLE MODELS			
IN	Ø		CODE	9061 0001	9061 0003	9061 0002	9061 0004
1/4" NPT M	Ø35	15	3400 0677				
1/4" NPT M	Ø40	15	3400 0690				



Rubber delivery hose kit M22X1,5

TECHNICAL FEATURES				COMPATIBLE MODELS			
IN	OUT	m	CODE	9061 0001	9061 0003	9061 0002	9061 0004
M22x1,5 F - Ø14	G 3/8" F	10 - R1 1/4"	3208 1050				
M22x1,5 F - Ø14	G 3/8" F	10 - R1 5/16"	3301 0987				



Hose reel with rubber hose

TECHNICAL FEATURES				COMPATIBLE MODELS			
Hose type	m	OUT	CODE	9061 0001	9061 0003	9061 0002	9061 0004
R1 - 1/4"	15	G 3/8" F	7002 0241				
R1 - 5/16"	15	G 3/8" F	7002 0279				

ACCESSORIES



Back-flow Preventer kit BA 10

TECHNICAL FEATURES				COMPATIBLE MODELS			
IN	OUT	l/min	CODE	9061 0001	9061 0003	9061 0002	9061 0004
G 3/4" M	G 3/4" M	35	0608 0049				



3/4 garden hose quick couplers

TECHNICAL FEATURES				COMPATIBLE MODELS			
IN	OUT	bar	CODE	9061 0001	9061 0003	9061 0002	9061 0004
G 3/4" F	G 3/4" F	10	5002 0024				




GH 281 gun with pressure pregulator + Swivel

TECHNICAL FEATURES					COMPATIBLE MODELS			
l/min	IN	OUT	bar	CODE	9061 0001	9061 0003	9061 0002	9061 0004
15	G 3/8" M	M22x1,5 F	310	2410 0227				



GH 401 gun with fixed lance (1100mm), with detergent head, without nozzle, with Swivel

TECHNICAL FEATURES					COMPATIBLE MODELS			
l/min	IN	OUT	bar	CODE	9061 0001	9061 0003	9061 0002	9061 0004
40	G 3/8" M	G 1/4" F	400	2410 0126				



GH 401 gun with revolving lance (1100mm), with detergent head, without nozzle, with Swivel

TECHNICAL FEATURES					COMPATIBLE MODELS			
l/min	IN	OUT	bar	CODE	9061 0001	9061 0003	9061 0002	9061 0004
40	G 3/8" M	G 1/4" F	400	2410 0124				



Rotating brush (max 60°C)

TECHNICAL FEATURES				COMPATIBLE MODELS			
IN	bar	l/min	CODE	9061 0001	9061 0003	9061 0002	9061 0004
M22x1,5 M	20	20	1413 0029				
M22x1,5 M	20	20	1413 0030				



Sand/Soda blasting lance kit

TECHNICAL FEATURES				COMPATIBLE MODELS			
IN	mm	Ø	CODE	9061 0001	9061 0003	9061 0002	9061 0004
M22x1,5 M	300 / 500	Ø40	3301 0772				



Drain nozzle (max 60°C)

TECHNICAL FEATURES				COMPATIBLE MODELS			
IN	m	l/min	CODE	9061 0001	9061 0003	9061 0002	9061 0004
M22x1,5 M	25	10 ÷ 15	3045 0041				



Bent lance with adjustable jet

TECHNICAL FEATURES				COMPATIBLE MODELS			
IN	mm	Ø	CODE	9061 0001	9061 0003	9061 0002	9061 0004
M22x1,5 M	700	Ø35	3301 0907				
M22x1,5 M	700	Ø40	3301 0909				



Double barrel lance, without nozzles

TECHNICAL FEATURES				COMPATIBLE MODELS			
IN	OUT	mm	CODE	9061 0001	9061 0003	9061 0002	9061 0004
M22x1,5 M	2x1/4 NPT F	700	3301 0941				



Detergent nozzle for double barrel lance

TECHNICAL FEATURES				COMPATIBLE MODELS			
IN	Ø		CODE	9061 0001	9061 0003	9061 0002	9061 0004
1/4" NPT M	60	50	3400 0391				



Foam lance, with regulator (max 60°C)

TECHNICAL FEATURES				COMPATIBLE MODELS			
IN	l/min	lt	CODE	9061 0001	9061 0003	9061 0002	9061 0004
M22x1,5 M	20	1	3301 0901				



Bent lance, with rotating nozzle

TECHNICAL FEATURES				COMPATIBLE MODELS			
IN	mm	Ø	CODE	9061 0001	9061 0003	9061 0002	9061 0004
M22x1,5 M	560	035	3301 0781				
M22x1,5 M	560	040	3301 0777				



Ionic anti-scale device

TECHNICAL FEATURES				COMPATIBLE MODELS			
IN	OUT	l/min	CODE	9061 0001	9061 0003	9061 0002	9061 0004
G 3/4" M	G 3/4" F	30	0608 0047				



Rubber delivery hose extension kit

TECHNICAL FEATURES				COMPATIBLE MODELS			
IN	OUT	m	CODE	9061 0001	9061 0003	9061 0002	9061 0004
M22x1,5 M - Ø14	M22x1,5 F - Ø14	10 - R1 5/16"	3301 0774				



Spiral suction hose kit

TECHNICAL FEATURES				COMPATIBLE MODELS			
IN	OUT	m	CODE	9061 0001	9061 0003	9061 0002	9061 0004
Ø 18	Ø 23	8	3299 0019				



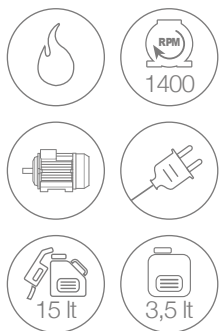
Exhausted fume conveyor

TECHNICAL FEATURES				COMPATIBLE MODELS			
Ø	kg	-	CODE	9061 0001	9061 0003	9061 0002	9061 0004
200	1,4	-	0466 0055				



Flame control kit PEG02 230V

TECHNICAL FEATURES				COMPATIBLE MODELS			
CODE				9061 0001	9061 0003	9061 0002	9061 0004
5018 0114							



SELF-PRIMING PUMPS

TSR



FOR MORE INFORMATION



BOX DIMENSION (cm)	100 x 65 x 100
QUANTITY FOR PALLET	1
PALLET DIMENSION (cm)	100 x 65 x 100
N. MACHINES CONTAINER 20'	36
N. MACHINES CONTAINER 40' (40' HQ)	72

KP PRO

CLASSIC · EXTRA



Closeable handles for transport operation



Pump with three axial pistons and brass head

LW-KP



Casing comes off in one piece



ONLY EXTRA VERSIONS
Hose reel with 15 m high-pressure hose



Front and rear bumper



GENERAL FEATURES

- 15-litres capacity fuel tank with level float and fill up filter
- Regulated low-pressure detergent suction
- 4 poles (1400 rpm) motor with thermal protection
- Delayed Total Stop
- EASY START on single phase models
- Safety valve for boiler protection
- Boiler thermal protection
- Rotary On-Off switch
- Temperature setting thermostat
- Amperometric control (on three-phase models)
- Motor rotating control (on three-phase models)
- Phase control" indicator (on three-phase models)
- "No fuel" indicator
- Gun with pressure regulator

TECHNICAL FEATURES

CODE	MODELS	PUMP																
			Ph	V	Hz	bar	MPa	bar	MPa	l/h	HP	kW	kW	°C	kg/h	kg	(L x W x H) cm	
9061 0101	KP PRO Classic 3.10 10/150 M	LW-KP	1	230	50	150	15	30±140	3±14	280±600	3,0	2,2	3,0	110	3,5	95	94 x 62 x 84	
9061 0103	KP PRO Extra 3.10 10/150 M	LW-KP	1	230	50	150	15	30±140	3±14	280±600	3,0	2,2	3,0	110	3,5	100	104 x 62 x 84	
9061 0102	KP PRO Classic 5.12 12/200 T	LW-KP	3	400	50	200	20	30±190	3±19	290±720	5,5	4,0	5,3	110	4,2	100	94 x 62 x 84	
9061 0104	KP PRO Extra 5.12 12/200 T	LW-KP	3	400	50	200	20	30±190	3±19	290±720	5,5	4,0	5,3	110	4,2	105	104 x 62 x 84	

STANDARD EQUIPMENT



GH 281 gun with Swivel and pressure regulator

TECHNICAL FEATURES					COMPATIBLE MODELS			
l/min	IN	OUT	bar	CODE	9061 0101	9061 0103	9061 0102	9061 0104
15	G 3/8" M	M22x1,5 F	310	2410 0227				



Bent lance with detergent head, without nozzle

TECHNICAL FEATURES				COMPATIBLE MODELS			
IN	OUT	mm	CODE	9061 0101	9061 0103	9061 0102	9061 0104
M22x1,5 M	1/4" NPT F	900	3301 1587				



Fan shape nozzle

TECHNICAL FEATURES				COMPATIBLE MODELS			
IN	Ø		CODE	9061 0101	9061 0103	9061 0102	9061 0104
1/4" NPT M	Ø37	15	3400 0715				
1/4" NPT M	Ø40	15	3400 0690				



Rubber delivery hose kit M22X1,5

TECHNICAL FEATURES				COMPATIBLE MODELS			
IN	OUT	m	CODE	9061 0101	9061 0103	9061 0102	9061 0104
M22x1,5 F - Ø14	G 3/8" F	10 - R1 1/4"	3208 1050				
M22x1,5 F - Ø14	G 3/8" F	10 - R1 5/16"	3301 0987				



Hose reel with rubber hose

TECHNICAL FEATURES				COMPATIBLE MODELS			
Hose type	m	OUT	CODE	9061 0101	9061 0103	9061 0102	9061 0104
R1 - 1/4"	15	G 3/8" F	7002 0241				
R1 - 5/16"	15	G 3/8" F	7002 0279				

ACCESSORIES



Back-flow Preventer kit BA 10

TECHNICAL FEATURES				COMPATIBLE MODELS			
IN	OUT	l/min	CODE	9061 0101	9061 0103	9061 0102	9061 0104
G 3/4" M	G 3/4" M	35	0608 0049				




3/4 garden hose quick couplers

TECHNICAL FEATURES				COMPATIBLE MODELS			
IN	OUT	bar	CODE	9061 0101	9061 0103	9061 0102	9061 0104
G 3/4" F	G 3/4" F	10	5002 0024				



GH 401 gun with fixed lance (1100mm), with detergent head, without nozzle, with Swivel

TECHNICAL FEATURES					COMPATIBLE MODELS			
l/min	IN	OUT	bar	CODE	9061 0101	9061 0103	9061 0102	9061 0104
40	G 3/8" M	G 1/4" F	400	2410 0126				



GH 401 gun with revolving lance (1100mm), with detergent head, without nozzle, with Swivel

TECHNICAL FEATURES					COMPATIBLE MODELS			
l/min	IN	OUT	bar	CODE	9061 0101	9061 0103	9061 0102	9061 0104
40	G 3/8" M	G 1/4" F	400	2410 0124				



Rotating brush (max 60°C)

TECHNICAL FEATURES				COMPATIBLE MODELS			
IN	bar	l/min	CODE	9061 0101	9061 0103	9061 0102	9061 0104
M22x1,5 M	20	20	1413 0029				
M22x1,5 M	20	20	1413 0030				



Sand/Soda blasting lance kit

TECHNICAL FEATURES				COMPATIBLE MODELS			
IN	mm	Ø	CODE	9061 0101	9061 0103	9061 0102	9061 0104
M22x1,5 M	300 / 500	Ø40	3301 0772				



Drain nozzle (max 60°C)

TECHNICAL FEATURES				COMPATIBLE MODELS			
IN	m	l/min	CODE	9061 0101	9061 0103	9061 0102	9061 0104
M22x1,5 M	25	10 ÷ 15	3045 0041				



Bent lance with adjustable jet

TECHNICAL FEATURES				COMPATIBLE MODELS			
IN	mm	Ø	CODE	9061 0101	9061 0103	9061 0102	9061 0104
M22x1,5 M	700	Ø40	3301 0909				



Double barrel lance, without nozzles

TECHNICAL FEATURES				COMPATIBLE MODELS			
IN	OUT	mm	CODE	9061 0101	9061 0103	9061 0102	9061 0104
M22x1,5 M	2x1/4 NPT F	700	3301 0941				



Detergent nozzle for double barrel lance

TECHNICAL FEATURES				COMPATIBLE MODELS			
IN	Ø		CODE	9061 0101	9061 0103	9061 0102	9061 0104
1/4" NPT M	60	50	3400 0391				



Foam lance, with regulator (max 60°C)

TECHNICAL FEATURES				COMPATIBLE MODELS			
IN	l/min	lt	CODE	9061 0101	9061 0103	9061 0102	9061 0104
M22x1,5 M	20	1	3301 0901				



Bent lance, with rotating nozzle

TECHNICAL FEATURES				COMPATIBLE MODELS			
IN	mm	Ø	CODE	9061 0101	9061 0103	9061 0102	9061 0104
M22x1,5 M	560	040	3301 0777				



Ionic anti-scale device

TECHNICAL FEATURES				COMPATIBLE MODELS			
IN	OUT	l/min	CODE	9061 0101	9061 0103	9061 0102	9061 0104
G 3/4" M	G 3/4" F	30	0608 0047				



Rubber delivery hose extension kit

TECHNICAL FEATURES				COMPATIBLE MODELS			
IN	OUT	m	CODE	9061 0101	9061 0103	9061 0102	9061 0104
M22x1,5 M - Ø14	M22x1,5 F - Ø14	10 - R1 5/16"	3301 0774				



Spiral suction hose kit

TECHNICAL FEATURES				COMPATIBLE MODELS			
IN	OUT	m	CODE	9061 0101	9061 0103	9061 0102	9061 0104
Ø 18	Ø 23	8	3299 0019				



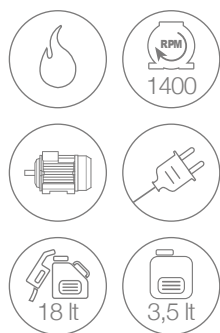
Exhausted fume conveyor

TECHNICAL FEATURES				COMPATIBLE MODELS			
Ø	kg	-	CODE	9061 0101	9061 0103	9061 0102	9061 0104
200	1,4	-	0466 0055				



Flame control kit PEG02 230V

TECHNICAL FEATURES				COMPATIBLE MODELS			
CODE				9061 0101	9061 0103	9061 0102	9061 0104
5018 0114							



SELF-PRIMING PUMPS 
(without water tank models only)

TSR



FOR MORE INFORMATION



BOX DIMENSION (cm)	100 x 65 x 100
QUANTITY FOR PALLET	1
PALLET DIMENSION (cm)	100 x 65 x 100
N. MACHINES CONTAINER 20'	36
N. MACHINES CONTAINER 40' (40' HQ)	72

KM CLASSIC



Casing with liftable cover

LW-KM



LW · ZW



FW2



Triplex pump, ceramic pistons and brass head

Casing comes off in one piece



JUST A FEW MODELS ●
Water tank and anti-scale tank



Separate boiler fan unit



GENERAL FEATURES

- 18-litre capacity fuel tank with level float and fill up filter
- Regulated high-pressure detergent suction (only models with water tank)
- Regulated low-pressure detergent suction (only models without water tank)
- 4-pole motor (1400 rpm) with Comet LW-KM, LW, ZW and FW2
- Bolt-on valve (on LW, ZW, FW2 versions)
- Delayed Total Stop
- EASY START on single-phase model
- Delayed burner start
- Professional safety valve
- Boiler thermal protection
- Rotary On-Off switch
- Contactor and motor protection with amperometric control
- Temperature setting thermostat
- "No fuel" indicator

TECHNICAL FEATURES

CODE	MODELS	PUMP	Ph V Hz			MAX bar MPa		WORK bar MPa		WORK l/h HP kW		kW	°C	kg/h	kg	(L x W x H) cm	
			Ph	V	Hz	bar	MPa	bar	MPa	l/h	HP						kW
Without water tank and anti-scale tank ●																	
9060 0330	KM Classic 3.11 11/120	LW-KM	1	230	50	120	12	30÷110	3÷11	340÷660	3,0	2,2	2,9	110	3,5	105	95 x 62 x 85
9060 0331	KM Classic 6.13 13/190	LW	3	400	50	190	19	30÷180	3÷18	320÷780	5,5	4,0	4,9	110	4,6	110	95 x 62 x 85
9060 0332	KM Classic 6.15 15/170	ZW	3	400	50	170	17	30÷160	3÷16	390÷900	5,5	4,0	5,0	110	5,5	110	95 x 62 x 85
9060 0333	KM Classic 7.15 15/210	ZW	3	400	50	210	21	30÷200	3÷20	350÷900	7,5	5,5	6,5	110	5,7	125	95 x 62 x 85
9060 0334	KM Classic 8.16 16/200	FW2	3	400	50	200	20	30÷190	3÷19	380÷960	7,5	5,5	6,5	110	5,7	125	95 x 62 x 85
With water tank and anti-scale tank ●																	
9060 0370	KM Classic 3.11 11/120	ZW	1	230	50	120	12	30÷110	3÷11	340÷660	3,0	2,2	2,9	110	3,5	105	95 x 62 x 85
9060 0371	KM Classic 6.13 13/190	ZW	3	400	50	190	19	30÷180	3÷18	320÷780	5,5	4,0	4,9	110	4,6	110	95 x 62 x 85
9060 0372	KM Classic 6.15 15/170	ZW	3	400	50	170	17	30÷160	3÷16	390÷900	5,5	4,0	5,0	110	5,5	110	95 x 62 x 85
9060 0373	KM Classic 7.15 15/210	ZW	3	400	50	210	21	30÷200	3÷20	350÷900	7,5	5,5	6,5	110	5,7	125	95 x 62 x 85
9060 0374	KM Classic 8.16 16/200	FW2	3	400	50	200	20	30÷190	3÷19	380÷960	7,5	5,5	6,5	110	5,7	125	95 x 62 x 85

STANDARD EQUIPMENT



GH 301 gun with swivel

TECHNICAL FEATURES					COMPATIBLE MODELS									
l/min	IN	OUT	bar	CODE	9060 0330	9060 0331	9060 0332	9060 0333	9060 0334	9060 0370	9060 0371	9060 0372	9060 0373	9060 0374
45	G 3/8" M	M22x1,5 F	310	2410 0182										



Bent lance with detergent head, without nozzle

TECHNICAL FEATURES				COMPATIBLE MODELS									
IN	OUT	mm	CODE	9060 0330	9060 0331	9060 0332	9060 0333	9060 0334	9060 0370	9060 0371	9060 0372	9060 0373	9060 0374
M22x1,5 M	1/4" NPT F	700	3301 0787										



Bent lance with nozzle holder, without nozzle

TECHNICAL FEATURES				COMPATIBLE MODELS									
IN	OUT	mm	CODE	9060 0330	9060 0331	9060 0332	9060 0333	9060 0334	9060 0370	9060 0371	9060 0372	9060 0373	9060 0374
M22x1,5 M	1/4" NPT F	700	3301 1354										



Fan shape nozzle

TECHNICAL FEATURES				COMPATIBLE MODELS									
IN	Ø		CODE	9060 0330	9060 0331	9060 0332	9060 0333	9060 0334	9060 0370	9060 0371	9060 0372	9060 0373	9060 0374
1/4" NPT M	040	25	3400 0702										
1/4" NPT M	043	15	3400 0717										
1/4" NPT M	045	25	3400 0703										
1/4" NPT M	050	25	3400 0705										



Rubber delivery hose kit

TECHNICAL FEATURES				COMPATIBLE MODELS									
IN	OUT	m	CODE	9060 0330	9060 0331	9060 0332	9060 0333	9060 0334	9060 0370	9060 0371	9060 0372	9060 0373	9060 0374
M22x1,5 F - Ø14	G 3/8" F	10 - R1 1/4"	3208 1050										
M22x1,5 F - Ø14	G 3/8" F	10 - R1 5/16"	3301 0987										
M22x1,5 F - Ø14	G 3/8" F	10 - R2 5/16"	3301 0776										

ON REQUEST AVAILABLE WITH



Stainless steel boiler coil

CODE	COMPATIBLE MODELS									
	9060 0330	9060 0331	9060 0332	9060 0333	9060 0334	9060 0370	9060 0371	9060 0372	9060 0373	9060 0374
3044 0024										

ACCESSORIES



Back-flow Preventer kit BA 10

TECHNICAL FEATURES				COMPATIBLE MODELS									
IN	OUT	l/min	CODE	9060 0330	9060 0331	9060 0332	9060 0333	9060 0334	9060 0370	9060 0371	9060 0372	9060 0373	9060 0374
G 3/4" M	G 3/4" M	35	0608 0049										



3/4 garden hose quick couplers

TECHNICAL FEATURES				COMPATIBLE MODELS									
IN	OUT	bar	CODE	9060 0330	9060 0331	9060 0332	9060 0333	9060 0334	9060 0370	9060 0371	9060 0372	9060 0373	9060 0374
G 3/4" F	G 3/4" F	10	5002 0024										



GH 281 gun with pressure pregulator + Swivel

TECHNICAL FEATURES				COMPATIBLE MODELS									
l/min	IN	OUT	CODE	9060 0330	9060 0331	9060 0332	9060 0333	9060 0334	9060 0370	9060 0371	9060 0372	9060 0373	9060 0374
15	G 3/8" M	M22x1,5 F	2410 0227										



GH 401 gun with fixed lance (1100mm), with detergent head, without nozzle, with Swivel

TECHNICAL FEATURES					COMPATIBLE MODELS									
l/min	IN	OUT	bar	CODE	9060 0330	9060 0331	9060 0332	9060 0333	9060 0334	9060 0370	9060 0371	9060 0372	9060 0373	9060 0374
40	G 3/8" M	G 1/4" F	400	2410 0126										



GH 401 gun with revolving lance (1100mm), with detergent head, without nozzle, with Swivel

TECHNICAL FEATURES					COMPATIBLE MODELS									
l/min	IN	OUT	bar	CODE	9060 0330	9060 0331	9060 0332	9060 0333	9060 0334	9060 0370	9060 0371	9060 0372	9060 0373	9060 0374
40	G 3/8" M	G 1/4" F	400	2410 0124										



Rotating brush (max 60°C)

TECHNICAL FEATURES				COMPATIBLE MODELS									
IN	bar	l/min	CODE	9060 0330	9060 0331	9060 0332	9060 0333	9060 0334	9060 0370	9060 0371	9060 0372	9060 0373	9060 0374
M22x1,5 M	20	20	1413 0029										
M22x1,5 M	20	20	1413 0030										



Sand/Soda blasting lance kit

TECHNICAL FEATURES				COMPATIBLE MODELS									
IN	mm	Ø	CODE	9060 0330	9060 0331	9060 0332	9060 0333	9060 0334	9060 0370	9060 0371	9060 0372	9060 0373	9060 0374
M22x1,5 M	300 / 500	040	3301 0772										
M22x1,5 M	300 / 500	080	3301 0972										



Drain nozzle (max 60°C)

TECHNICAL FEATURES				COMPATIBLE MODELS									
IN	m	l/min	CODE	9060 0330	9060 0331	9060 0332	9060 0333	9060 0334	9060 0370	9060 0371	9060 0372	9060 0373	9060 0374
M22x1,5 M	25	10 ÷ 15	3045 0041										



Bent lance with adjustable jet

TECHNICAL FEATURES				COMPATIBLE MODELS									
IN	mm	Ø	CODE	9060 0330	9060 0331	9060 0332	9060 0333	9060 0334	9060 0370	9060 0371	9060 0372	9060 0373	9060 0374
M22x1,5 M	700	040	3301 0909										
M22x1,5 M	700	045	3301 0911										
M22x1,5 M	700	050	3301 0913										



Double barrel lance, without nozzles

TECHNICAL FEATURES				COMPATIBLE MODELS									
IN	OUT	mm	CODE	9060 0330	9060 0331	9060 0332	9060 0333	9060 0334	9060 0370	9060 0371	9060 0372	9060 0373	9060 0374
M22x1,5 M	2x1/4 NPT F	700	3301 0941										



Detergent nozzle for double barrel lance

TECHNICAL FEATURES				COMPATIBLE MODELS									
IN	Ø		CODE	9060 0330	9060 0331	9060 0332	9060 0333	9060 0334	9060 0370	9060 0371	9060 0372	9060 0373	9060 0374
1/4" NPT M	60	50	3400 0391										



Foam lance, with regulator (max 60°C)

TECHNICAL FEATURES				COMPATIBLE MODELS									
IN	l/min	lt	CODE	9060 0330	9060 0331	9060 0332	9060 0333	9060 0334	9060 0370	9060 0371	9060 0372	9060 0373	9060 0374
M22x1,5 M	20	1	3301 0901										



Bent lance, with rotating nozzle

TECHNICAL FEATURES				COMPATIBLE MODELS									
IN	mm	Ø	CODE	9060 0330	9060 0331	9060 0332	9060 0333	9060 0334	9060 0370	9060 0371	9060 0372	9060 0373	9060 0374
M22x1,5 M	560	Ø40	3301 0777										
M22x1,5 M	560	Ø45	3301 0782										
M22x1,5 M	560	Ø50	3301 0893										



Ionic anti-scale device

TECHNICAL FEATURES				COMPATIBLE MODELS									
IN	OUT	l/min	CODE	9060 0330	9060 0331	9060 0332	9060 0333	9060 0334	9060 0370	9060 0371	9060 0372	9060 0373	9060 0374
G 3/4" M	G 3/4" F	30	0608 0047										



Rubber delivery hose extension kit

TECHNICAL FEATURES				COMPATIBLE MODELS									
IN	OUT	m	CODE	9060 0330	9060 0331	9060 0332	9060 0333	9060 0334	9060 0370	9060 0371	9060 0372	9060 0373	9060 0374
M22x1,5 M - Ø14	M22x1,5 F - Ø14	10 - R1 5/16"	3301 0774										
M22x1,5 M - Ø14	M22x1,5 F - Ø14	10 - R2 5/16"	3301 0985										



Spiral suction hose kit

TECHNICAL FEATURES				COMPATIBLE MODELS									
IN	OUT	m	CODE	9060 0330	9060 0331	9060 0332	9060 0333	9060 0334	9060 0370	9060 0371	9060 0372	9060 0373	9060 0374
Ø 18	Ø 23	8	3299 0019										



Hose reel with rubber hose

TECHNICAL FEATURES				COMPATIBLE MODELS									
Hose type	m	OUT	CODE	9060 0330	9060 0331	9060 0332	9060 0333	9060 0334	9060 0370	9060 0371	9060 0372	9060 0373	9060 0374
Without hose	-	-	7002 0417										
R1 5/16"	15	G 3/8" F	7002 0385										
R2 5/16"	15	G 3/8" F	7002 0386										



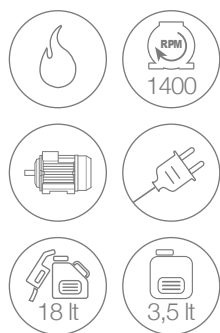
Exhausted fume conveyor

TECHNICAL FEATURES				COMPATIBLE MODELS									
Ø	kg	-	CODE	9060 0330	9060 0331	9060 0332	9060 0333	9060 0334	9060 0370	9060 0371	9060 0372	9060 0373	9060 0374
200	1,4	-	0466 0055										



Flame control kit PEG02 230V


TECHNICAL FEATURES				COMPATIBLE MODELS									
CODE			CODE	9060 0330	9060 0331	9060 0332	9060 0333	9060 0334	9060 0370	9060 0371	9060 0372	9060 0373	9060 0374
			5018 0114										



TSR



FOR MORE INFORMATION



BOX DIMENSION (cm)	100 x 65 x 100
QUANTITY FOR PALLET	1
PALLET DIMENSION (cm)	100 x 65 x 100
N. MACHINES CONTAINER 20'	36
N. MACHINES CONTAINER 40' (40' HQ)	72

KM EXTRA



Casing with liftable cover

ZW



FW2



Triplex pump, ceramic pistons and brass head



Casing comes off in one piece

Water tank and anti-scale tank



Separate boiler fan unit



GENERAL FEATURES

- 18-litre capacity fuel tank with level float and fill up filter
- High pressure detergent suction with adjustment of the quantity from an inside tank, possibility of using an external detergent tank
- Water suction from a tank with an integrated and readily serviceable suction cartridge filter
- Anti-scale device with pump and tank (2.5 l)
- Professional 4-pole motor (1400 rpm) with Comet ZW pumps and professional unloader bolt-on valve
- FW2 pump on 8.16 model
- Delayed Total Stop
- General stop (when the machine is not used for a long time)
- EASY START on 1-230 model
- Steam operation. PED 2014/68/CE cat. II certification
- Flow-switch controlled burner
- Professional safety valve
- Boiler thermal protection
- Electronic temperature setting system with constant water temperature
- Delayed burner start

TECHNICAL FEATURES

CODE	MODELS	PUMP	Ph V Hz		MAX bar MPa		WORK bar MPa		WORK l/h		HP kW		kW		°C		kg/h		kg		(L x W x H) cm	
			Ph	V	Hz	bar	MPa	bar	MPa	l/h	HP	kW	kW	°C	kg/h	kg	(L x W x H) cm					
9060 0550	KM Extra 3.11 11/120	ZW	1	230	50	120	12	30÷110	3÷11	340÷660	3	2,2	2,9	85÷140	3,5	110	95 x 62 x 85					
9060 0551	KM Extra 6.13 13/190	ZW	3	400	50	190	19	30÷180	3÷18	320÷780	5,5	4	5,0	85÷140	4,6	115	95 x 62 x 85					
9060 0552	KM Extra 6.15 15/170	ZW	3	400	50	170	17	30÷160	3÷16	390÷900	5,5	4	5,0	85÷140	5,5	115	95 x 62 x 85					
9060 0553	KM Extra 7.15 15/210	ZW	3	400	50	210	21	30÷200	3÷20	350÷900	7,5	5,5	6,0	85÷140	5,7	128	95 x 62 x 85					
9060 0554	KM Extra 8.16 16/200	FW2	3	400	50	200	20	30÷190	3÷19	380÷960	7,5	5,5	6,5	85÷140	5,7	128	95 x 62 x 85					

STANDARD EQUIPMENT



GH 401 gun with swivel

TECHNICAL FEATURES					COMPATIBLE MODELS				
l/min	IN	OUT	bar	CODE	9060 0550	9060 0551	9060 0552	9060 0553	9060 0554
40	G 3/8" M	M22x1,5 F	400	2410 0277					



Bent lance with detergent head, without nozzle

TECHNICAL FEATURES				COMPATIBLE MODELS				
IN	OUT	mm	CODE	9060 0550	9060 0551	9060 0552	9060 0553	9060 0554
M22x1,5 M	1/4" NPT F	760	3301 0974					



Fan shape nozzle

TECHNICAL FEATURES				COMPATIBLE MODELS				
IN	Ø		CODE	9060 0550	9060 0551	9060 0552	9060 0553	9060 0554
1/4" NPT M	040	25	3400 0702					
1/4" NPT M	043	15	3400 0717					
1/4" NPT M	045	25	3400 0703					
1/4" NPT M	050	25	3400 0705					



Rubber delivery hose kit

TECHNICAL FEATURES				COMPATIBLE MODELS				
IN	OUT	m	CODE	9060 0330	9060 0331	9060 0332	9060 0333	9060 0334
M22x1,5 F - Ø14	G 3/8" F	10 - R1 1/4"	3208 1050					
M22x1,5 F - Ø14	G 3/8" F	10 - R1 5/16"	3301 0987					
M22x1,5 F - Ø14	G 3/8" F	10 - R2 5/16"	3301 0776					




Flame control kit

TECHNICAL FEATURES				COMPATIBLE MODELS				
CODE				9060 0550	9060 0551	9060 0552	9060 0553	9060 0554
5018 0081								

ACCESSORIES



Pistola GH 401 con lancia fissa (1100 mm), testina porta ugello, senza ugello, con Swivel



Pistola GH 401 con lancia girevole (1100 mm), testina porta ugello, senza ugello, con Swivel



Rotating brush (max 60°C)



Sand/Soda blasting lance kit



Drain nozzle (max 60°C)



Bent lance with adjustable jet



Double barrel lance, without nozzles



Detergent nozzle for double barrel lance



Foam lance, with regulator (max 60°C)



Bent lance, with rotating nozzle

TECHNICAL FEATURES					COMPATIBLE MODELS				
l/min	IN	OUT	bar	CODE	9060 0550	9060 0551	9060 0552	9060 0553	9060 0554
40	G 3/8" M	G 1/4" F	400	2410 0128					

TECHNICAL FEATURES					COMPATIBLE MODELS				
l/min	IN	OUT	bar	CODE	9060 0550	9060 0551	9060 0552	9060 0553	9060 0554
40	G 3/8" M	G 1/4" F	400	2410 0130					

TECHNICAL FEATURES				COMPATIBLE MODELS				
IN	bar	l/min	CODE	9060 0550	9060 0551	9060 0552	9060 0553	9060 0554
M22x1,5 M	20	20	1413 0029					
M22x1,5 M	20	20	1413 0030					

TECHNICAL FEATURES				COMPATIBLE MODELS				
IN	mm	Ø	CODE	9060 0550	9060 0551	9060 0552	9060 0553	9060 0554
M22x1,5 M	300 / 500	040	3301 0772					
M22x1,5 M	300 / 500	080	3301 0972					

TECHNICAL FEATURES				COMPATIBLE MODELS				
IN	m	l/min	CODE	9060 0550	9060 0551	9060 0552	9060 0553	9060 0554
M22x1,5 M	25	10 ÷ 15	3045 0041					

TECHNICAL FEATURES				COMPATIBLE MODELS				
IN	mm	Ø	CODE	9060 0550	9060 0551	9060 0552	9060 0553	9060 0554
M22x1,5 M	700	040	3301 0909					
M22x1,5 M	700	045	3301 0911					
M22x1,5 M	700	050	3301 0913					

TECHNICAL FEATURES				COMPATIBLE MODELS				
IN	OUT	mm	CODE	9060 0550	9060 0551	9060 0552	9060 0553	9060 0554
M22x1,5 M	2x1/4 NPT F	700	3301 0941					

TECHNICAL FEATURES				COMPATIBLE MODELS				
IN	Ø		CODE	9060 0550	9060 0551	9060 0552	9060 0553	9060 0554
1/4" NPT M	60	50	3400 0391					

TECHNICAL FEATURES				COMPATIBLE MODELS				
IN	l/min	lt	CODE	9060 0550	9060 0551	9060 0552	9060 0553	9060 0554
M22x1,5 M	20	1	3301 0901					

TECHNICAL FEATURES				COMPATIBLE MODELS				
IN	mm	Ø	CODE	9060 0550	9060 0551	9060 0552	9060 0553	9060 0554
M22x1,5 M	560	040	3301 0777					
M22x1,5 M	560	045	3301 0782					
M22x1,5 M	560	050	3301 0893					



Steam nozzle kit complete with lance

TECHNICAL FEATURES				COMPATIBLE MODELS				
IN	mm	Ø	CODE	9060 0550	9060 0551	9060 0552	9060 0553	9060 0554
M22x1,5 M	700	0,6	3301 1100					



Rubber delivery hose extension kit

TECHNICAL FEATURES				COMPATIBLE MODELS				
IN	OUT	m	CODE	9060 0550	9060 0551	9060 0552	9060 0553	9060 0554
M22x1,5 M - Ø14	M22x1,5 F - Ø14	10 - R1 5/16"	3301 0774					
M22x1,5 M - Ø14	M22x1,5 F - Ø14	10 - R2 5/16"	3301 0985					



Spiral suction hose kit

TECHNICAL FEATURES				COMPATIBLE MODELS				
IN	OUT	m	CODE	9060 0550	9060 0551	9060 0552	9060 0553	9060 0554
Ø 18	Ø 23	8	3299 0019					



Hose reel with rubber hose

TECHNICAL FEATURES				COMPATIBLE MODELS				
Hose type	m	OUT	CODE	9060 0550	9060 0551	9060 0552	9060 0553	9060 0554
-	-	-	7002 0417					
R1 5/16"	15	G 3/4" F	7002 0385					
R2 5/16"	15	G 3/4" F	7002 0386					



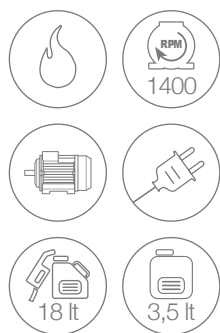
Exhausted fume conveyor

TECHNICAL FEATURES				COMPATIBLE MODELS				
Ø	kg	-	CODE	9060 0550	9060 0551	9060 0552	9060 0553	9060 0554
200	1,4	-	0466 0055					



Foot valve

TECHNICAL FEATURES				COMPATIBLE MODELS				
IN	OUT	bar	CODE	9060 0550	9060 0551	9060 0552	9060 0553	9060 0554
G 3/8" M	M22x1,5 F	280	0608 0097					



KM EVO

CLASSIC · EXTRA

EXTRA VERSIONS



SELF-PRIMING PUMPS 
(without water tank models only)

TSR



FOR MORE INFORMATION



BOX DIMENSION (cm)	100 x 65 x 100
QUANTITY FOR PALLET	1
PALLET DIMENSION (cm)	100 x 65 x 100
N. MACHINES CONTAINER 20'	36
N. MACHINES CONTAINER 40' (40' HQ)	72



FW2
Triplex pump, ceramic pistons and brass head



Casing with liftable cover



Casing comes off in one piece



Water tank and anti-scale tank versions



Stainless steel boiler case



GENERAL FEATURES

- 18-litre capacity fuel tank with level float and fill up filter
- Regulated high / low pressure detergent suction (only models with water tank)
- Versions with water suction from a tank with an integrated and readily serviceable suction cartridge filter
- Versions with anti-scale device with pump and tank (2.5 l)
- Professional 4-pole motor (1400 rpm) with Comet FW2 pumps and professional unloader bolt-on valve
- Delayed Total Stop
- General stop (when the machine is not used for a long time)
- Steam operation. PED 2014/68/CE cat. II certification (only on Extra models)
- Flow-switch controlled burner (only on Extra models)
- Professional safety valve
- Boiler thermal protection
- Electronic temperature setting system with constant water temperature
- Delayed burner start

TECHNICAL FEATURES

CODE	MODELS	PUMP	Ph V Hz		MAX bar MPa		WORK bar MPa		WORK l/h HP kW		kW	°C	kg/h	kg	(L x W x H) cm		
			Ph	V	Hz	bar	MPa	bar	MPa	l/h						HP	kW
Without water tank and anti-scale tank																	
9060 0338	KM Classic EVO 9.15	FW2	3	400	50	260	26	30÷250	3÷25	350÷900	9	6,6	7,0	110	6,4	130	95 x 62 x 85
9060 0337	KM Classic EVO 9.21	FW2	3	400	50	180	18	30÷170	3÷17	560÷1260	9	6,6	7,0	110	6,4	130	95 x 62 x 85
With water tank and anti-scale tank																	
9060 0557	KM Extra EVO 9.15	FW2	3	400	50	260	26	30÷250	3÷25	350÷900	9	6,6	7,0	85÷140	6,4	130	95 x 62 x 85
9060 0558	KM Extra EVO 9.21	FW2	3	400	50	180	18	30÷170	3÷17	560÷1260	9	6,6	7,0	85÷140	6,4	130	95 x 62 x 85

STANDARD EQUIPMENT



GH 401 gun with Swivel (n.2 o-ring) and pressure regulator

TECHNICAL FEATURES					COMPATIBLE MODELS			
l/min	IN	OUT	bar	CODE	9060 0338	9060 0337	9060 0557	9060 0558
30	G 3/8" M	M22x1,5 F	400	2410 0310				



Bent lance with detergent head, without nozzle

TECHNICAL FEATURES				COMPATIBLE MODELS			
IN	OUT	mm	CODE	9060 0338	9060 0337	9060 0557	9060 0558
M22x1,5 M	1/4" NPT F	900	3301 1587				



Bent lance with nozzle holder, without nozzle

TECHNICAL FEATURES				COMPATIBLE MODELS			
IN	OUT	mm	CODE	9060 0338	9060 0337	9060 0557	9060 0558
M22x1,5 M	1/4" NPT F	900	3301 0978				



Fan shape nozzle

TECHNICAL FEATURES				COMPATIBLE MODELS			
IN	Ø		CODE	9060 0338	9060 0337	9060 0557	9060 0558
1/4" NPT M	040	25	3400 0702				
1/4" NPT M	070	25	3400 0711				
1/4" NPT M	075	25	3400 0713				



Rubber delivery hose kit M22X1,5

TECHNICAL FEATURES				COMPATIBLE MODELS			
IN	OUT	m	CODE	9060 0338	9060 0337	9060 0557	9060 0558
M22x1,5 F - Ø14	G 3/8" F	10 - R2 3/8"	3301 0944				
M22x1,5 F - Ø14	G 3/8" F	10 - R2 3/8"	3301 0776				



Flame control kit

TECHNICAL FEATURES				COMPATIBLE MODELS			
CODE				9060 0338	9060 0337	9060 0557	9060 0558
5018 0081							

ON REQUEST AVAILABLE WITH



Stainless steel boiler coil

CODE	COMPATIBLE MODELS			
	9060 0338	9060 0337	9060 0557	9060 0558
3044 0024				

ACCESSORIES



Back-flow Preventer kit BA 10

TECHNICAL FEATURES				COMPATIBLE MODELS			
IN	OUT	l/min	CODE	9060 0338	9060 0337	9060 0557	9060 0558
G 3/4" M	G 3/4" M	35	0608 0049				




3/4 garden hose quick couplers

TECHNICAL FEATURES				COMPATIBLE MODELS			
IN	OUT	bar	CODE	9060 0338	9060 0337	9060 0557	9060 0558
G 3/4" F	G 3/4" F	10	5002 0024				



GH 401 gun with fixed lance (1100mm), with detergent head, without nozzle, with Swivel

TECHNICAL FEATURES					COMPATIBLE MODELS			
l/min	IN	OUT	bar	CODE	9060 0338	9060 0337	9060 0557	9060 0558
40	G 3/8" M	G 1/4" F	400	2410 0126				



GH 401 gun with revolving lance (1100mm), with detergent head, without nozzle, with Swivel

TECHNICAL FEATURES					COMPATIBLE MODELS			
l/min	IN	OUT	bar	CODE	9060 0338	9060 0337	9060 0557	9060 0558
40	G 3/8" M	G 1/4" F	400	2410 0124				



Rotating brush (max 60°C)

TECHNICAL FEATURES				COMPATIBLE MODELS			
IN	bar	l/min	CODE	9060 0338	9060 0337	9060 0557	9060 0558
M22x1,5 M	20	20	1413 0030				



Sand/Soda blasting lance kit

TECHNICAL FEATURES				COMPATIBLE MODELS			
IN	mm	Ø	CODE	9060 0338	9060 0337	9060 0557	9060 0558
M22x1,5 M	300 / 500	040	3301 0772				
M22x1,5 M	300 / 500	080	3301 0972				



Drain nozzle (max 60°C)

TECHNICAL FEATURES				COMPATIBLE MODELS			
IN	m	l/min	CODE	9060 0338	9060 0337	9060 0557	9060 0558
M22x1,5 M	25	10 ÷ 15	3045 0041				
M22x1,5 M	25	16 ÷ 29	3045 0046				



Bent lance with adjustable jet

TECHNICAL FEATURES				COMPATIBLE MODELS			
IN	mm	Ø	CODE	9060 0338	9060 0337	9060 0557	9060 0558
M22x1,5 M	700	040	3301 0909				
M22x1,5 M	700	070	3301 1085				



Double barrel lance, without nozzles

TECHNICAL FEATURES				COMPATIBLE MODELS			
IN	OUT	mm	CODE	9060 0338	9060 0337	9060 0557	9060 0558
M22x1,5 M	2x1/4 NPT F	700	3301 0941				



Detergent nozzle for double barrel lance

TECHNICAL FEATURES				COMPATIBLE MODELS			
IN	Ø		CODE	9060 0338	9060 0337	9060 0557	9060 0558
1/4" NPT M	60	50	3400 0391				



Foam lance, with regulator (max 60°C)

TECHNICAL FEATURES				COMPATIBLE MODELS			
IN	l/min	lt	CODE	9060 0338	9060 0337	9060 0557	9060 0558
M22x1,5 M	20	1	3301 0901				



Bent lance, with rotating nozzle

TECHNICAL FEATURES				COMPATIBLE MODELS			
IN	mm	Ø	CODE	9060 0338	9060 0337	9060 0557	9060 0558
M22x1,5 M	560	040	3301 0777				
M22x1,5 M	560	070	3301 0899				



Ionic anti-scale device

TECHNICAL FEATURES				COMPATIBLE MODELS			
IN	OUT	l/min	CODE	9060 0338	9060 0337	9060 0557	9060 0558
G 3/4" M	G 3/4" F	30	0608 0047				



Steam nozzle kit complete with lance

TECHNICAL FEATURES				COMPATIBLE MODELS			
IN	mm	Ø	CODE	9060 0338	9060 0337	9060 0557	9060 0558
M22x1,5 M	700	0,6	3301 1100				



Rubber delivery hose extension kit

TECHNICAL FEATURES				COMPATIBLE MODELS			
IN	OUT	m	CODE	9060 0338	9060 0337	9060 0557	9060 0558
M22x1,5 M - Ø14	M22x1,5 F - Ø14	10 - R2 5/16"	3301 0985				
M22x1,5 M - Ø14	M22x1,5 F - Ø14	10 - R2 3/8"	3301 0946				




Spiral suction hose kit

TECHNICAL FEATURES				COMPATIBLE MODELS			
IN	OUT	m	CODE	9060 0338	9060 0337	9060 0557	9060 0558
Ø 18	Ø 23	8	3299 0019				



Hose reel with rubber hose

TECHNICAL FEATURES				COMPATIBLE MODELS			
Hose type	m	OUT	CODE	9060 0338	9060 0337	9060 0557	9060 0558
-	-	-	7002 0417				
R2 5/16"	15	G 3/8" F	7002 0386				
R2 3/8"	15	G 3/8" F	ON REQUEST				



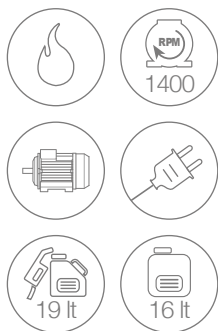
Exhausted fume conveyor

TECHNICAL FEATURES				COMPATIBLE MODELS			
Ø	kg	-	CODE	9060 0338	9060 0337	9060 0557	9060 0558
200	1,4	-	0466 0055				



Foot valve

TECHNICAL FEATURES				COMPATIBLE MODELS			
IN	OUT	bar	CODE	9060 0550	9060 0551	9060 0552	9060 0554
G 3/8" M	M22x1,5 F	280	0608 0097				



KF CLASSIC

PREMIUM

SELF-PRIMING PUMPS 
(without water tank models only)

TSR



FOR MORE INFORMATION



BOX DIMENSION (cm)	135 x 88 x 115
QUANTITY FOR PALLET	1
PALLET DIMENSION (cm)	135 x 88 x 115
N. MACHINES CONTAINER 20'	17
N. MACHINES CONTAINER 40' (40' HQ)	39



JUST A FEW MODELS •
Versions with water tank



Separate boiler fan unit



RW Premium pump with 3 ceramic pistons and brass pump head



Glove compartment with handy access to check pump oil level



Door for inspecting and cleaning the water filter

GENERAL FEATURES

- 19-litre fuel tank with level floater and fill up filter
- Regulated high-pressure detergent suction (only models with water tank)
- Regulated low-pressure detergent suction (only models without water tank)
- Readily serviceable suction filter
- Professional 4-pole motor (1400 rpm)
- Professional pressure unloader valve
- Delayed Total Stop
- Pressure gauge
- Safety valve
- Boiler thermal protection
- Delayed burner start
- Low voltage control panel
- Contactor
- Motor protected with thermal relay
- Rotary On-Off switch
- Temperature setting thermostat
- "No fuel" indicator
- "Machine switched on" indicator

TECHNICAL FEATURES

CODE	MODELS	PUMP	Ph		V Hz		bar MPa		bar MPa		I/h		HP kW		kW		°C		kg/h		kg		(L x W x H) cm	
			3	400	50	210	21	30÷200	3÷20	370÷960	9,0	6,6	7,0	110	6,4	152	132 x 82 x 86							
Without water tank																								
9051 0101	KF Classic 9.16	RW Premium	3	400	50	210	21	30÷200	3÷20	370÷960	9,0	6,6	7,0	110	6,4	152	132 x 82 x 86							
With water tank and anti-scale tank (2,5 lt)																								
9051 0105	KF Classic 9.16	RW Premium	3	400	50	210	21	30÷200	3÷20	370÷960	9,0	6,6	7,0	110	6,4	152	132 x 82 x 86							
9051 0106	KF Classic 9.21	RW Premium	3	400	50	170	17	30÷160	3÷16	550÷1260	9,0	6,6	7,6	110	6,4	158	132 x 82 x 86							
9051 0112	KF Classic 10.17	RW Premium	3	400	50	250	25	30÷240	3÷24	360÷1020	10,0	7,3	10,0	110	6,4	160	132 x 82 x 86							
9051 0107	KF Classic 10.22	RW Premium	3	400	50	210	21	30÷200	3÷20	510÷1320	10,0	7,3	10,3	110	8,0	165	132 x 82 x 86							

STANDARD EQUIPMENT



GH 301 gun with swivel

TECHNICAL FEATURES					COMPATIBLE MODELS				
I/min	IN	OUT	bar	CODE	9051 0101	9051 0105	9051 0106	9051 0112	9051 0107
45	G 3/8" M	M22x1,5 F	310	2410 0182					



Bent lance with detergent head, without nozzle

TECHNICAL FEATURES				COMPATIBLE MODELS				
IN	OUT	mm	CODE	9051 0101	9051 0105	9051 0106	9051 0112	9051 0107
M22x1,5 M	1/4" NPT F	700	3301 0787					



Bent lance with nozzle holder, without nozzle

TECHNICAL FEATURES				COMPATIBLE MODELS				
IN	OUT	mm	CODE	9051 0101	9051 0105	9051 0106	9051 0112	9051 0107
M22x1,5 M	1/4" NPT F	700	3301 1354					



Fan shape nozzle

TECHNICAL FEATURES				COMPATIBLE MODELS				
IN	Ø	∠	CODE	9051 0101	9051 0105	9051 0106	9051 0112	9051 0107
1/4" NPT M	045	25	3400 0703					
1/4" NPT M	050	25	3400 0705					
1/4" NPT M	053	25	3400 0746					
1/4" NPT M	065	25	3400 0710					
1/4" NPT M	070	25	3400 0711					



Rubber delivery hose kit M22X1,5

TECHNICAL FEATURES				COMPATIBLE MODELS				
IN	OUT	m	CODE	9051 0101	9051 0105	9051 0106	9051 0112	9051 0107
M22x1,5 F - Ø14	G 3/8" F	10 - R2 5/16"	3301 0776					
M22x1,5 F - Ø14	G 3/8" F	10 - R2 3/8"	3301 0944					



Water softener tank kit (on anti-scale versions)

TECHNICAL FEATURES				COMPATIBLE MODELS				
CODE				9051 0101	9051 0105	9051 0106	9051 0112	9051 0107
5018 0092								

ON REQUEST AVAILABLE WITH



Stainless steel boiler coil

TECHNICAL FEATURES				COMPATIBLE MODELS				
CODE				9051 0101	9051 0105	9051 0106	9051 0112	9051 0107
3044 0018								
3044 0035								



24V Chemical electrovalve kit

TECHNICAL FEATURES				COMPATIBLE MODELS				
l/min	bar	V	CODE	9051 0101	9051 0105	9051 0106	9051 0112	9051 0107
30	10	24	0802 0015					

ACCESSORIES



Back-flow Preventer kit BA 10

TECHNICAL FEATURES				COMPATIBLE MODELS				
IN	OUT	l/min	CODE	9051 0101	9051 0105	9051 0106	9051 0112	9051 0107
G 3/4" M	G 3/4" M	35	0608 0049					



3/4 garden hose quick couplers

TECHNICAL FEATURES				COMPATIBLE MODELS				
IN	OUT	bar	CODE	9051 0101	9051 0105	9051 0106	9051 0112	9051 0107
G 3/4" F	G 3/4" F	10	5002 0024					




GH 401 gun with fixed lance (1100mm), with detergent head, without nozzle, with Swivel

TECHNICAL FEATURES					COMPATIBLE MODELS				
l/min	IN	OUT	bar	CODE	9051 0101	9051 0105	9051 0106	9051 0112	9051 0107
40	G 3/8" M	G 1/4" F	400	2410 0126					




GH 401 gun with fixed lance (1100mm), with nozzle holder, without nozzle, with Swivel

TECHNICAL FEATURES					COMPATIBLE MODELS				
l/min	IN	OUT	bar	CODE	9051 0101	9051 0105	9051 0106	9051 0112	9051 0107
40	G 3/8" M	G 1/4" F	400	2410 0128					



GH 401 gun with revolving lance (1100mm), with detergent head, without nozzle, with Swivel

TECHNICAL FEATURES					COMPATIBLE MODELS				
l/min	IN	OUT	bar	CODE	9051 0101	9051 0105	9051 0106	9051 0112	9051 0107
40	G 3/8" M	G 1/4" F	400	2410 0124					



GH 401 gun with revolving lance (1100mm), with nozzle holder, without nozzle, with Swivel

TECHNICAL FEATURES					COMPATIBLE MODELS				
l/min	IN	OUT	bar	CODE	9051 0101	9051 0105	9051 0106	9051 0112	9051 0107
40	G 3/8" M	G 1/4" F	400	2410 0130					



Rotating brush (max 60°C)

TECHNICAL FEATURES				COMPATIBLE MODELS				
IN	bar	l/min	CODE	9051 0101	9051 0105	9051 0106	9051 0112	9051 0107
M22x1,5 M	20	20	1413 0030					



Sand/Soda blasting lance kit

TECHNICAL FEATURES				COMPATIBLE MODELS				
IN	mm	Ø	CODE	9051 0101	9051 0105	9051 0106	9051 0112	9051 0107
M22x1,5 M	300 / 500	040	3301 0772					
M22x1,5 M	300 / 500	080	3301 0972					



Drain nozzle (max 60°C)

TECHNICAL FEATURES				COMPATIBLE MODELS				
IN	m	l/min	CODE	9051 0101	9051 0105	9051 0106	9051 0112	9051 0107
M22x1,5 M	25	10 ÷ 15	3045 0041					
M22x1,5 M	25	16 ÷ 29	3045 0046					



Bent lance with adjustable jet

TECHNICAL FEATURES				COMPATIBLE MODELS				
IN	mm	Ø	CODE	9051 0101	9051 0105	9051 0106	9051 0112	9051 0107
M22x1,5 M	700	045	3301 0911					
M22x1,5 M	700	050	3301 0913					
M22x1,5 M	700	055	3301 0915					
M22x1,5 M	700	070	3301 1085					



Double barrel lance, without nozzles

TECHNICAL FEATURES				COMPATIBLE MODELS				
IN	OUT	mm	CODE	9051 0101	9051 0105	9051 0106	9051 0112	9051 0107
M22x1,5 M	2x1/4 NPT F	700	3301 0941					



Detergent nozzle for double barrel lance

TECHNICAL FEATURES				COMPATIBLE MODELS				
IN	Ø		CODE	9051 0101	9051 0105	9051 0106	9051 0112	9051 0107
1/4" NPT M	60	50	3400 0391					



Foam lance, with regulator (max 60°C)

TECHNICAL FEATURES				COMPATIBLE MODELS				
IN	l/min	lt	CODE	9051 0101	9051 0105	9051 0106	9051 0112	9051 0107
M22x1,5 M	20	1	3301 0901					



Bent lance, with rotating nozzle

TECHNICAL FEATURES				COMPATIBLE MODELS				
IN	mm	Ø	CODE	9051 0101	9051 0105	9051 0106	9051 0112	9051 0107
M22x1,5 M	560	045	3301 0078					
M22x1,5 M	560	050	3301 0893					
M22x1,5 M	560	055	3301 0895					
M22x1,5 M	560	070	3301 0899					



Ionic anti-scale device

TECHNICAL FEATURES				COMPATIBLE MODELS				
IN	OUT	l/min	CODE	9051 0101	9051 0105	9051 0106	9051 0112	9051 0107
G 3/4" M	G 3/4" F	30	0608 0047					



Rubber delivery hose extension kit

TECHNICAL FEATURES				COMPATIBLE MODELS				
IN	OUT	m	CODE	9051 0101	9051 0105	9051 0106	9051 0112	9051 0107
M22x1,5 M - Ø14	M22x1,5 F - Ø14	10 - R2 5/16"	3301 0985					
M22x1,5 M - Ø14	M22x1,5 F - Ø14	15 - R2 5/16"	3301 0991					
M22x1,5 M - Ø14	M22x1,5 F - Ø14	10 - R2 3/8"	3301 0946					
M22x1,5 M - Ø14	M22x1,5 F - Ø14	15 - R2 3/8"	3301 0948					
M22x1,5 M - Ø14	M22x1,5 F - Ø14	30 - R2 3/8"	3301 1215					




Spiral suction hose kit

TECHNICAL FEATURES				COMPATIBLE MODELS				
IN	OUT	m	CODE	9051 0101	9051 0105	9051 0106	9051 0112	9051 0107
Ø 18	Ø 23	8	3299 0019					



Hose reel with rubber hose

TECHNICAL FEATURES				COMPATIBLE MODELS				
Hose type	m	OUT	CODE	9051 0101	9051 0105	9051 0106	9051 0112	9051 0107
R2 - 5/16"	20	G 3/8" F	7002 0382					
R2 3/8"	20	G 3/8" F	7002 0383					



Exhausted fume conveyor

TECHNICAL FEATURES				COMPATIBLE MODELS				
Ø	kg	-	CODE	9051 0101	9051 0105	9051 0106	9051 0112	9051 0107
200	1,4	-	0466 0055					



Water softener tank kit
(on versions without anti-scale)

TECHNICAL FEATURES				COMPATIBLE MODELS				
CODE				9051 0101	9051 0105	9051 0106	9051 0112	9051 0107
5018 0092								



Flame control kit PEG02 24V

TECHNICAL FEATURES				COMPATIBLE MODELS				
CODE				9051 0101	9051 0105	9051 0106	9051 0112	9051 0107
5018 0115								





KF EXTRA



Professional control panel



Separate boiler fan unit



RW Premium pump with 3 ceramic pistons and brass pump head

PREMIUM

TSR



FOR MORE INFORMATION



BOX DIMENSION (cm)	135 x 88 x 115
QUANTITY FOR PALLET	1
PALLET DIMENSION (cm)	135 x 88 x 115
N. MACHINES CONTAINER 20'	17
N. MACHINES CONTAINER 40' (40' HQ)	39



Glove compartment with handy access to check pump oil level



Door for inspecting and cleaning the water filter

GENERAL FEATURES

- 19-litre fuel tank with level floater and fill up filter
- Regulated high-pressure detergent suction
- Readily serviceable suction filter
- Big solid wheels (300 mm ø)
- Anti-scale device with pump and tank (2.5 l)
- Professional 4-pole motor (1400 rpm)
- Professional pressure-release unloader valve
- Delayed Total Stop
- General stop (when the machine is not used for a long time)
- Double coil vertical boiler
- Boiler with stainless steel casing
- Electronic temperature setting system with constant water temperature
- PED 2014/68/CE cat. II certification
- Flow-switch controlled burner
- Safety valve
- Boiler thermal protection
- Delayed burner start

TECHNICAL FEATURES

CODE	MODELS	PUMP	Ph		V		Hz		MAX		WORK		WORK		HP		kW		kW		°C		kg/h		kg		(L x W x H) cm	
			bar	MPa	bar	MPa	l/h	HP	kW	kW	°C	kg/h	kg	(L x W x H) cm														
9051 0801	KF Extra 9.16	RW Premium	3	400	50	210	21	30÷200	3÷20	370÷960	9,0	6,6	7,0	85÷140	6,4	152	132 x 82 x 86											
9051 0802	KF Extra 9.21	RW Premium	3	400	50	170	17	30÷160	3÷16	560÷1260	9,0	6,6	7,6	85÷140	6,4	158	132 x 82 x 86											
9051 0804	KF Extra 10.17	RW Premium	3	400	50	250	25	30÷240	3÷24	360÷1020	10,0	7,3	10,0	85÷140	6,4	160	132 x 82 x 86											
9051 0803	KF Extra 10.22	RW Premium	3	400	50	210	21	30÷200	3÷20	510÷1320	10,0	7,3	10,3	85÷140	8,0	165	132 x 82 x 86											

STANDARD EQUIPMENT



GH 401 gun with extension and Swivel (n.2 o-ring)

TECHNICAL FEATURES					COMPATIBLE MODELS			
l/min	IN	OUT	bar	CODE	9051 0801	9051 0802	9051 0804	9051 0803
40	G 3/8" M	M22x1,5F long	400	2410 0277				



Bent lance, nozzle holder, without nozzle

TECHNICAL FEATURES				COMPATIBLE MODELS			
IN	OUT	mm	CODE	9051 0801	9051 0802	9051 0804	9051 0803
M22x1,5 M	1/4" NPT F	760	3301 0974				



Fan shape nozzle

TECHNICAL FEATURES				COMPATIBLE MODELS			
IN	Ø		CODE	9051 0801	9051 0802	9051 0804	9051 0803
1/4" NPT M	045	25	3400 0703				
1/4" NPT M	050	25	3400 0705				
1/4" NPT M	065	25	3400 0710				
1/4" NPT M	070	25	3400 0711				



Rubber delivery hose kit M22X1,5

TECHNICAL FEATURES				COMPATIBLE MODELS			
IN	OUT	m	CODE	9051 0801	9051 0802	9051 0804	9051 0803
M22x1,5 F - Ø14	G 3/8" F	10 - R2 5/16"	3301 0776				
M22x1,5 F - Ø14	G 3/8" F	10 - R2 3/8"	3301 0658				



Water softener tank kit

TECHNICAL FEATURES		COMPATIBLE MODELS			
CODE		9051 0801	9051 0802	9051 0804	9051 0803
5018 0092					



Flame control kit

TECHNICAL FEATURES		COMPATIBLE MODELS			
CODE		9051 0801	9051 0802	9051 0804	9051 0803
5018 0081					

ON REQUEST AVAILABLE WITH



24V Chemical electrovalve kit

TECHNICAL FEATURES				COMPATIBLE MODELS			
l/min	bar	V	CODE	9051 0801	9051 0802	9051 0804	9051 0803
30	10	24	0802 0015				



Steam nozzle kit complete with lance


TECHNICAL FEATURES				COMPATIBLE MODELS			
IN	mm	Ø	CODE	9051 0801	9051 0802	9051 0804	9051 0803
M22x1,5 M	700	0,6	3301 1100				

ACCESSORIES



GH 401 gun with fixed lance (1100mm), with nozzle holder, without nozzle, with Swivel

TECHNICAL FEATURES					COMPATIBLE MODELS			
l/min	IN	OUT	bar	CODE	9051 0801	9051 0802	9051 0804	9051 0803
40	G 3/8" M	G 1/4" F	400	2410 0128				



GH 401 gun with revolving lance (1100mm), with nozzle holder, without nozzle, with Swivel

TECHNICAL FEATURES					COMPATIBLE MODELS			
l/min	IN	OUT	bar	CODE	9051 0801	9051 0802	9051 0804	9051 0803
40	G 3/8" M	G 1/4" F	400	2410 0130				



Rotating brush (max 60°C)

TECHNICAL FEATURES				COMPATIBLE MODELS			
IN	bar	l/min	CODE	9051 0801	9051 0802	9051 0804	9051 0803
M22x1,5 M	20	20	1413 0030				



Sand/Soda blasting lance kit

TECHNICAL FEATURES				COMPATIBLE MODELS			
IN	mm	Ø	CODE	9051 0801	9051 0802	9051 0804	9051 0803
M22x1,5 M	300 / 500	040	3301 0772				
M22x1,5 M	300 / 500	080	3301 0972				



Drain nozzle (max 60°C)

TECHNICAL FEATURES				COMPATIBLE MODELS			
IN	m	l/min	CODE	9051 0801	9051 0802	9051 0804	9051 0803
M22x1,5 M	25	10 ÷ 15	3045 0041				
M22x1,5 M	25	16 ÷ 29	3045 0036				



Bent lance with adjustable jet

TECHNICAL FEATURES				COMPATIBLE MODELS			
IN	mm	Ø	CODE	9051 0801	9051 0802	9051 0804	9051 0803
M22x1,5 M	700	045	3301 0911				
M22x1,5 M	700	050	3301 0913				
M22x1,5 M	700	070	3301 1085				



Double barrel lance, without nozzles

TECHNICAL FEATURES				COMPATIBLE MODELS			
IN	OUT	mm	CODE	9051 0801	9051 0802	9051 0804	9051 0803
M22x1,5 M	2x1/4 NPT F	700	3301 0941				



Detergent nozzle for double barrel lance

TECHNICAL FEATURES				COMPATIBLE MODELS			
IN	Ø		CODE	9051 0801	9051 0802	9051 0804	9051 0803
1/4" NPT M	60	50	3400 0391				



Foam lance, with regulator (max 60°C)

TECHNICAL FEATURES				COMPATIBLE MODELS			
IN	l/min	lt	CODE	9051 0801	9051 0802	9051 0804	9051 0803
M22x1,5 M	20	1	3301 0901				



Bent lance, with rotating nozzle

TECHNICAL FEATURES				COMPATIBLE MODELS			
IN	mm	Ø	CODE	9051 0801	9051 0802	9051 0804	9051 0803
M22x1,5 M	560	045	3301 0782				
M22x1,5 M	560	050	3301 0893				
M22x1,5 M	560	070	3301 0899				



Rubber delivery hose extension kit

TECHNICAL FEATURES				COMPATIBLE MODELS			
IN	OUT	m	CODE	9051 0801	9051 0802	9051 0804	9051 0803
M22x1,5 M - Ø14	M22x1,5 F - Ø14	10 - R2 5/16"	3301 0985				
M22x1,5 M - Ø14	M22x1,5 F - Ø14	15 - R2 5/16"	3301 0991				
M22x1,5 M - Ø14	M22x1,5 F - Ø14	10 - R2 3/8"	3301 0946				
M22x1,5 M - Ø14	M22x1,5 F - Ø14	15 - R2 3/8"	3301 0948				
M22x1,5 M - Ø14	M22x1,5 F - Ø14	30 - R2 3/8"	3301 1215				



Spiral suction hose kit

TECHNICAL FEATURES				COMPATIBLE MODELS			
IN	OUT	m	CODE	9051 0801	9051 0802	9051 0804	9051 0803
Ø 18	Ø 23	8	3299 0019				



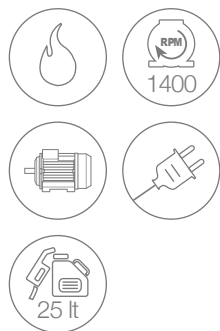
Hose reel with rubber hose

TECHNICAL FEATURES				COMPATIBLE MODELS			
Hose type	m	OUT	CODE	9051 0801	9051 0802	9051 0804	9051 0803
R2-5/16"	20	G 3/8" F	7002 0382				
R2-3/8"	20	G 3/8" F	7002 0383				



Exhausted fume conveyor

TECHNICAL FEATURES				COMPATIBLE MODELS			
Ø	kg	-	CODE	9051 0801	9051 0802	9051 0804	9051 0803
200	1,4	-	0466 0055				



KP STEEL CLASSIC



Handle for practical use



Single central bar for vertical lifting with crane or winches



Professional control panel

TSR



Comet triplex pump with ceramic pistons and brass pump head

FOR MORE INFORMATION



Integrated pressure gauge and easily accessible pressure regulator




BOX DIMENSION (cm)	100 x 73 x 105
QUANTITY FOR PALLET	1
PALLET DIMENSION (cm)	100 x 73 x 105
N. MACHINES CONTAINER 20'	34
N. MACHINES CONTAINER 40' (40' HQ)	68

4 big solid wheels (Ø 260 mm) + brake



Detergent regulator with connector on the front



Front and rear protective bumper also useful for improving maneuverability and safety in manual lifting operations



GENERAL FEATURES

- 25 lt fuel tank with level float
- High-pressure detergent suction with proportional detergent regulation
- 4 big solid wheels (Ø 260 mm) + brake
- Professional 4-pole motor (1400 giri/min)
- Comet LW-KM pump with integrated professional pressure-release unloader valve and pressure gauge
- 15 seconds Delayed Total Stop
- EASY START on 1-230 model
- Pressure-switch controlled burner
- Flame control (ON REQUEST)
- Safety valve
- Boiler thermal protection

TECHNICAL FEATURES

CODE	MODELS	PUMP										
			Ph V Hz	bar MPa	bar MPa	l/h	HP kW	kW	°C	kg/h	kg	(L x W x H) cm
9076 0101	KP Steel Classic 10/150	LW-KM	1 230 50	150 15	30÷140 3÷14	340÷660	3 2,2	2,9	85 > 110	3,5	140	90 x 57 x 87
9076 0103	KP Steel Classic 13/190	LW-KM	3 400 50	190 19	30÷180 3÷18	320÷780	5,5 4	5,0	85 > 110	4,6	145	90 x 57 x 87

STANDARD EQUIPMENT



GH 301 gun with swivel

TECHNICAL FEATURES					COMPATIBLE MODELS	
l/min	IN	OUT	bar	CODE	9076 0101	9076 0103
45	G 3/8" M	M22x1,5 F	310	2410 0182		



Bent lance with detergent head, without nozzle

TECHNICAL FEATURES				COMPATIBLE MODELS	
IN	OUT	mm	CODE	9076 0101	9076 0103
M22x1,5 M	1/4" NPT F	900	3301 1587		



Fan shape nozzle

TECHNICAL FEATURES				COMPATIBLE MODELS	
IN	∅		CODE	9076 0101	9076 0103
1/4" NPT M	037	15	3400 0715		
1/4" NPT M	043	15	3400 0717		



Rubber delivery hose kit

TECHNICAL FEATURES				COMPATIBLE MODELS	
IN	OUT	m	CODE	9076 0101	9076 0103
M22x1,5 F - ∅14	G 3/8" F	10 - R1 1/4"	3208 1050		
M22x1,5 F - ∅14	G 3/8" F	10 - R1 5/16"	3301 0987		

ON REQUEST AVAILABLE WITH



Stainless steel boiler coil

CODE				COMPATIBLE MODELS	
				9076 0101	9076 0103
3044 0045					

ACCESSORIES



Back-flow Preventer kit BA 10

TECHNICAL FEATURES				COMPATIBLE MODELS	
IN	OUT	l/min	CODE	9076 0101	9076 0103
G 3/4" M	G 3/4" M	35	0608 0049		



3/4 garden hose quick couplers

TECHNICAL FEATURES				COMPATIBLE MODELS	
IN	OUT	bar	CODE	9076 0101	9076 0103
G 3/4" F	G 3/4" F	10	5002 0024		




GH 281 gun with pressure pregulator + Swivel

TECHNICAL FEATURES					COMPATIBLE MODELS	
l/min	IN	OUT	bar	CODE	9076 0101	9076 0103
15	G 3/8" M	M22x1,5 F	310	2410 0227		



GH 401 gun with fixed lance (1100mm), with detergent head, without nozzle, with Swivel

TECHNICAL FEATURES					COMPATIBLE MODELS	
l/min	IN	OUT	bar	CODE	9076 0101	9076 0103
40	G 3/8" M	G 1/4" F	400	2410 0126		




GH 401 gun with revolving lance (1100mm), with detergent head, without nozzle, with Swivel

TECHNICAL FEATURES					COMPATIBLE MODELS	
l/min	IN	OUT	bar	CODE	9076 0101	9076 0103
40	G 3/8" M	G 1/4" F	400	2410 0124		



Rotating brush (max 60°C)

TECHNICAL FEATURES				COMPATIBLE MODELS	
IN	bar	l/min	CODE	9076 0101	9076 0103
M22x1,5 M	20	20	1413 0029		
M22x1,5 M	20	20	1413 0030		



Sand/Soda blasting lance kit

TECHNICAL FEATURES				COMPATIBLE MODELS	
IN	mm	Ø	CODE	9076 0101	9076 0103
M22x1,5 M	300 / 500	Ø40	3301 0772		



Drain nozzle (max 60°C)

TECHNICAL FEATURES				COMPATIBLE MODELS	
IN	m	l/min	CODE	9076 0101	9076 0103
M22x1,5 M	25	10 ÷ 15	3045 0041		



Bent lance with adjustable jet

TECHNICAL FEATURES				COMPATIBLE MODELS	
IN	mm	Ø	CODE	9076 0101	9076 0103
M22x1,5 M	700	Ø40	3301 0909		



Double barrel lance, without nozzles

TECHNICAL FEATURES				COMPATIBLE MODELS	
IN	OUT	mm	CODE	9076 0101	9076 0103
M22x1,5 M	2x1/4 NPT F	700	3301 0941		



Detergent nozzle for double barrel lance

TECHNICAL FEATURES				COMPATIBLE MODELS	
IN	Ø		CODE	9076 0101	9076 0103
1/4" NPT M	60	50	3400 0391		



Foam lance, with regulator (max 60°C)

TECHNICAL FEATURES				COMPATIBLE MODELS	
IN	l/min	lt	CODE	9076 0101	9076 0103
M22x1,5 M	20	1	3301 0901		



Bent lance, with rotating nozzle

TECHNICAL FEATURES				COMPATIBLE MODELS	
IN	mm	Ø	CODE	9076 0101	9076 0103
M22x1,5 M	560	Ø40	3301 0777		



Ionic anti-scale device

TECHNICAL FEATURES				COMPATIBLE MODELS	
IN	OUT	l/min	CODE	9076 0101	9076 0103
G 3/4" M	G 3/4" F	30	0608 0047		



Rubber delivery hose extension kit

TECHNICAL FEATURES				COMPATIBLE MODELS	
IN	OUT	m	CODE	9076 0101	9076 0103
M22x1,5 M - Ø14	M22x1,5 F - Ø14	10 - R1 5/16"	3301 0774		




Hose reel with rubber hose

TECHNICAL FEATURES				COMPATIBLE MODELS	
Hose type	m	OUT	CODE	9060 0331	9060 0371
Without hose	-	-	ON REQUEST		
R1 5/16"	15	G 3/8" F	ON REQUEST		
R2 5/16"	15	G 3/8" F	ON REQUEST		



Spiral suction hose kit

TECHNICAL FEATURES				COMPATIBLE MODELS	
IN	OUT	m	CODE	9076 0101	9076 0103
Ø 18	Ø 23	8	3299 0019		



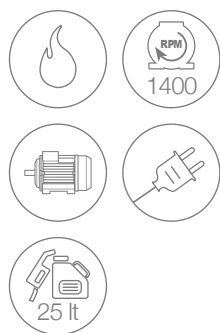
Exhausted fume conveyor

TECHNICAL FEATURES				COMPATIBLE MODELS	
Ø	kg	-	CODE	9076 0101	9076 0103
200	1,4	-	0466 0055		



Flame control kit PEG02 230V

TECHNICAL FEATURES				COMPATIBLE MODELS	
CODE				9076 0101	9076 0103
5018 0114					



KM STEEL



Handle for practical use



Single central bar for vertical lifting with crane or winches



Professional control panel. Electronic temperature regulation system with low oscillation of the set value.

TSR



ZW



FW2



Triplex pumps with ceramic pistons and brass pump head

FOR MORE INFORMATION



Professional pressure-release unloader valve



Detergent regulator with connector on the front



Front and rear protective bumper also useful for improving maneuverability and safety in manual lifting operations



BOX DIMENSION (cm)	100 x 73 x 105
QUANTITY FOR PALLET	1
PALLET DIMENSION (cm)	100 x 73 x 105
N. MACHINES CONTAINER 20'	34
N. MACHINES CONTAINER 40' (40' HQ)	68

Motor-pump coupling with a flexible joint (7,5 / 10 HP models only)



GENERAL FEATURES

- 25 lt fuel tank with level float
- High-pressure detergent suction with proportional detergent regulation
- 4 big solid wheels (Ø 260 mm) + brake
- Water tank with cartridge filter and floater
- Anti-scale device with pump and tank (2.5 l - ON REQUEST)
- Professional 4-pole motor (1400 giri/min) with flexible joint (7,5 / 10 HP models only)
- Professional pressure unloader valve
- 15 seconds Delayed Total Stop
- General stop when the machine is not used for a long time (30 minutes)
- EASY START on 1-230 model
- Boiler with stainless steel casing (7,5 / 10 HP models only)
- Electronic temperature regulation system with low oscillation of the set value
- Flow-switch controlled burner
- Flame control
- Safety valve
- Boiler thermal protection
- Pressure gauge inox frame

TECHNICAL FEATURES

CODE	MODELS	PUMP																				
			Ph	V	Hz	bar	MPa	bar	MPa	l/h	HP	kW	kW	°C	kg/h	kg	(L x W x H) cm					
9076 0001	KM Steel Extra 11/120	ZW	1	230	50	120	12	30÷110	3÷11	340÷660	3	2,2	2,9	85 > 110	3,5	145	90 x 65 x 87					
9076 0002	KM Steel Extra 13/190	ZW	3	400	50	190	19	30÷180	3÷18	320÷780	5,5	4	5,0	85 > 110	4,6	150	90 x 65 x 87					
9076 0003	KM Steel Extra 15/170	ZW	3	400	50	170	17	30÷160	3÷16	390÷900	5,5	4	5,0	85 > 110	5,5	150	90 x 65 x 87					
9076 0004	KM Steel Extra 16/200	FW2	3	400	50	200	20	30÷190	3÷19	350÷960	7,5	5,5	6,0	85 > 110	5,7	160	90 x 65 x 87					
9076 0005	KM Steel Extra 21/160	FW2	3	400	50	160	16	30÷150	3÷15	450÷1260	7,5	5,5	6,5	85 > 110	6,5	160	90 x 65 x 87					
9076 0006	KM Steel Extra 21/200	FW2	3	400	50	200	20	30÷190	3÷19	450÷1260	10	7,5	8,5	85 > 110	7,0	170	90 x 65 x 87					

STANDARD EQUIPMENT



GH 401 gun with swivel

TECHNICAL FEATURES					COMPATIBLE MODELS					
l/min	IN	OUT	bar	CODE	9076 0001	9076 0002	9076 0003	9076 0004	9076 0005	9076 0006
40	G 3/8" M	M22x1,5 F	400	2410 0277						



Bent lance with detergent head, without nozzle

TECHNICAL FEATURES				COMPATIBLE MODELS					
IN	OUT	mm	CODE	9076 0001	9076 0002	9076 0003	9076 0004	9076 0005	9076 0006
M22x1,5 M	1/4" F NPT	760	3301 0974						



Fan shape nozzle

TECHNICAL FEATURES				COMPATIBLE MODELS					
IN	Ø		CODE	9076 0001	9076 0002	9076 0003	9076 0004	9076 0005	9076 0006
1/4" NPT M	040	25	3400 0702						
1/4" NPT M	045	25	3400 0703						
1/4" NPT M	050	25	3400 0705						
1/4" NPT M	070	25	3400 0711						
1/4" NPT M	065	25	3400 0710						



Rubber delivery hose kit

TECHNICAL FEATURES				COMPATIBLE MODELS					
IN	OUT	m	CODE	9076 0001	9076 0002	9076 0003	9076 0004	9076 0005	9076 0006
M22x1,5 F - Ø14	G 3/8" F	10 - R1 1/4"	3208 1050						
M22x1,5 F - Ø14	G 3/8" F	10 - R1 5/16"	3301 0987						
M22x1,5 F - Ø14	G 3/8" F	10 - R2 5/16"	3301 0776						
M22x1,5 F - Ø14	G 3/8" F	10 - R2 3/8"	3301 0944						



Flame control kit

				COMPATIBLE MODELS					
CODE				9076 0001	9076 0002	9076 0003	9076 0004	9076 0005	9076 0006
5018 0081									

STANDARD EQUIPMENT



Stainless steel boiler coil


CODE	COMPATIBLE MODELS					
	9076 0001	9076 0002	9076 0003	9076 0004	9076 0005	9076 0006
3044 0024						

ACCESSORIES



GH 401 gun with fixed lance (1100mm), with nozzle holder, without nozzle, with Swivel

TECHNICAL FEATURES					COMPATIBLE MODELS					
l/min	IN	OUT	bar	CODE	9076 0001	9076 0002	9076 0003	9076 0004	9076 0005	9076 0006
40	G 3/8" M	G 1/4" F	400	2410 0128						



GH 401 gun with revolving lance (1100mm), with nozzle holder, without nozzle, with Swivel

TECHNICAL FEATURES					COMPATIBLE MODELS					
l/min	IN	OUT	bar	CODE	9076 0001	9076 0002	9076 0003	9076 0004	9076 0005	9076 0006
40	G 3/8" M	G 1/4" F	400	2410 0130						



Rotating brush (max 60°C)

TECHNICAL FEATURES				COMPATIBLE MODELS					
IN	bar	l/min	CODE	9076 0001	9076 0002	9076 0003	9076 0004	9076 0005	9076 0006
M22x1,5 M	20	20	1413 0029						
M22x1,5 M	20	20	1413 0030						



Sand/Soda blasting lance kit

TECHNICAL FEATURES				COMPATIBLE MODELS					
IN	mm	Ø	CODE	9076 0001	9076 0002	9076 0003	9076 0004	9076 0005	9076 0006
M22x1,5 M	300 / 500	Ø40	3301 0772						
M22x1,5 M	300 / 500	Ø80	3301 0972						



Drain nozzle (max 60°C)

TECHNICAL FEATURES				COMPATIBLE MODELS					
IN	m	l/min	CODE	9076 0001	9076 0002	9076 0003	9076 0004	9076 0005	9076 0006
M22x1,5 M	25	10 ÷ 15	3045 0041						
M22x1,5 M	25	16 ÷ 21	3045 0036						



Bent lance with adjustable jet

TECHNICAL FEATURES				COMPATIBLE MODELS					
IN	mm	Ø	CODE	9076 0001	9076 0002	9076 0003	9076 0004	9076 0005	9076 0006
M22x1,5 M	700	Ø40	3301 0909						
M22x1,5 M	700	Ø45	3301 0911						
M22x1,5 M	700	Ø50	3301 0913						
M22x1,5 M	700	Ø70	3301 1085						



Double barrel lance, without nozzles

TECHNICAL FEATURES				COMPATIBLE MODELS					
IN	OUT	mm	CODE	9076 0001	9076 0002	9076 0003	9076 0004	9076 0005	9076 0006
M22x1,5 M	2x1/4 NPT F	700	3301 0941						



Detergent nozzle for double barrel lance

TECHNICAL FEATURES				COMPATIBLE MODELS					
IN	Ø		CODE	9076 0001	9076 0002	9076 0003	9076 0004	9076 0005	9076 0006
1/4" NPT M	60	50	3400 0391						



Foam lance, with regulator (max 60°C)

TECHNICAL FEATURES				COMPATIBLE MODELS					
IN	l/min	lt	CODE	9076 0001	9076 0002	9076 0003	9076 0004	9076 0005	9076 0006
M22x1,5 M	20	1	3301 0901						



Bent lance, with rotating nozzle

TECHNICAL FEATURES				COMPATIBLE MODELS					
IN	mm	Ø	CODE	9076 0001	9076 0002	9076 0003	9076 0004	9076 0005	9076 0006
M22x1,5 M	560	040	3301 0777						
M22x1,5 M	560	045	3301 0782						
M22x1,5 M	560	050	3301 0893						
M22x1,5 M	560	070	3301 0899						



Steam nozzle kit compete with lance

TECHNICAL FEATURES				COMPATIBLE MODELS					
IN	mm	Ø	CODE	9076 0001	9076 0002	9076 0003	9076 0004	9076 0005	9076 0006
M22x1,5 M	700	0,6	3301 1100						



Rubber delivery hose extension kit

TECHNICAL FEATURES				COMPATIBLE MODELS					
IN	OUT	m	CODE	9076 0001	9076 0002	9076 0003	9076 0004	9076 0005	9076 0006
M22x1,5 M - Ø14	M22x1,5 F - Ø14	10 - R1 5/16"	3301 0774						
M22x1,5 M - Ø14	M22x1,5 F - Ø14	10 - R2 5/16"	3301 0985						
M22x1,5 M - Ø14	M22x1,5 F - Ø14	10 - R2 3/8"	3301 0946						




Spiral suction hose kit

TECHNICAL FEATURES				COMPATIBLE MODELS					
IN	OUT	m	CODE	9076 0001	9076 0002	9076 0003	9076 0004	9076 0005	9076 0006
Ø 18	Ø 23	8	3299 0019						



Hose reel with rubber hose

TECHNICAL FEATURES				COMPATIBLE MODELS					
Hose type	m	OUT	CODE	9076 0001	9076 0002	9076 0003	9076 0004	9076 0005	9076 0006
-	-	-	ON REQUEST						
R1 5/16"	15	G 3/4" F	ON REQUEST						
R2 5/16"	15	G 3/4" F	ON REQUEST						



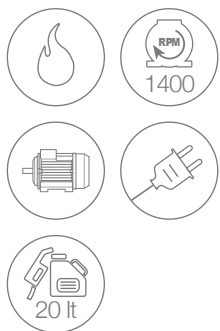
Exhausted fume conveyer

TECHNICAL FEATURES				COMPATIBLE MODELS					
Ø	kg	-	CODE	9076 0001	9076 0002	9076 0003	9076 0004	9076 0005	9076 0006
200	1,4	-	0466 0055						



Foot valve

TECHNICAL FEATURES				COMPATIBLE MODELS					
IN	OUT	bar	CODE	9076 0001	9076 0002	9076 0003	9076 0004	9076 0005	9076 0006
G 3/8" M	M22x1,5 F	280	0608 0097						



KF STEEL

PREMIUM

TSR



Professional control panel



RW Premium



TW Premium



FOR MORE INFORMATION



BOX DIMENSION (cm)	120 x 74 x 121
QUANTITY FOR PALLET	1
PALLET DIMENSION (cm)	120 x 74 x 121
N. MACHINES CONTAINER 20'	26
N. MACHINES CONTAINER 40' (40' HQ)	56



20 lt removable fuel tank with fuel level visible from the outside



Water tank with anti-scale device

GENERAL FEATURES

- 20-litre fuel tank with level visible from the outside, level floater and fill up filter
- High-pressure detergent suction with proportional detergent regulation
- 2 big solid wheels (300 mm Ø) + 2 swivel wheels
- Water tank with cartridge filter and floater
- Anti-scale device with pump and tank (2.5 l)
- Professional 4-pole motor (1400 rpm) with elastic coupling
- Professional pressure-release unloader valve
- 15 seconds Delayed Total Stop
- General stop when the machine is not used for a long time (30 minutes)
- Boiler with stainless steel casing
- Electronic temperature setting system with constant water temperature
- Flow-switch controlled burner
- Safety valve
- Boiler thermal protection
- Stainless steel cased pressure gauge

TECHNICAL FEATURES

CODE	MODELS	PUMP																					
			Ph	V	Hz	bar	MPa	bar	MPa	l/h	HP	kW	kW	°C	kg/h	kg	(L x W x H) cm						
9062 0007	KF Steel 16/250	RW	3	400	50	250	25	30÷240	3÷24	320÷900	10,0	7,3	9,8	110	8,2	195	110 x 64 x 98						
9062 0006	KF Steel 21/200	RW	3	400	50	200	20	30÷190	3÷19	500÷1260	10,0	7,3	9,8	110	8,2	200	110 x 64 x 98						
9062 0008	KF Steel 21/250	RW	3	400	50	250	25	30÷240	3÷24	450÷1260	12,0	8,9	11,7	110	8,2	205	110 x 64 x 98						
9062 0010	KF Steel 30/200	TW	3	400	50	200	20	30÷190	3÷19	710÷1800	15,0	11,0	12,5	110	8,2	210	110 x 64 x 98						
9062 0009	KF Steel 18/350	TW	3	400	50	350	35	50÷335	5÷33,5	320÷1080	15,0	11,0	13,8	110	8,2	210	110 x 64 x 98						

STANDARD EQUIPMENT



GH 401 gun with extension and Swivel (n.2 o-ring)

TECHNICAL FEATURES					COMPATIBLE MODELS				
l/min	IN	OUT	bar	CODE	9062 0007	9062 0006	9062 0008	9062 0010	9062 0009
40	G 3/8" M	M22x1,5 F	400	2410 0277					
40	G 3/8" M	AR36 F	400	2410 0234					
40	G 3/8" M	AR4 F	400	2410 0235					



Bent lance, nozzle holder, without nozzle

TECHNICAL FEATURES				COMPATIBLE MODELS				
IN	OUT	mm	CODE	9062 0007	9062 0006	9062 0008	9062 0010	9062 0009
M22x1,5 M	1/4" NPT F	760	3301 0974					
AR36 M	1/4" NPT F	900	3301 1488					
AR4 M	1/4" NPT F	900	3301 1395					



Fan shape nozzle

TECHNICAL FEATURES				COMPATIBLE MODELS				
IN	Ø		CODE	9062 0007	9062 0006	9062 0008	9062 0010	9062 0009
1/4" NPT M	040	15	3400 0690					
1/4" NPT M	040	25	3400 0702					
1/4" NPT M	055	25	3400 0707					
1/4" NPT M	065	25	3400 0710					
1/4" NPT M	10	25	3400 0523					



Rubber delivery hose kit

TECHNICAL FEATURES				COMPATIBLE MODELS				
IN	OUT	m	CODE	9062 0007	9062 0006	9062 0008	9062 0010	9062 0009
M22x1,5 F - Ø14	G 3/8" F	10 - R2 5/16"	3301 0776					
M22x1,5 F - Ø14	G 3/8" F	10 - R2 3/8"	3301 0944					
M24x1,5 F	G 3/8" F	10 - R2 3/8"	3301 1467					



Water softener tank kit

TECHNICAL FEATURES				COMPATIBLE MODELS				
CODE				9062 0007	9062 0006	9062 0008	9062 0010	9062 0009
5018 0092								



Flame control kit

TECHNICAL FEATURES				COMPATIBLE MODELS				
CODE				9062 0007	9062 0006	9062 0008	9062 0010	9062 0009
5018 0081								

ON REQUEST AVAILABLE WITH



Stainless steel boiler coil

CODE				COMPATIBLE MODELS				
				9062 0007	9062 0006	9062 0008	9062 0010	9062 0009
3044 0035								



Steam nozzle kit compete with lance


TECHNICAL FEATURES				COMPATIBLE MODELS				
IN	mm	Ø	CODE	9062 0007	9062 0006	9062 0008	9062 0010	9062 0009
M22x1,5	700	0,6	3301 1100					

ACCESSORIES



GH 401 gun with fixed lance (1100mm), with nozzle holder, without nozzle, with Swivel

TECHNICAL FEATURES					COMPATIBLE MODELS				
l/min	IN	OUT	bar	CODE	9062 0007	9062 0006	9062 0008	9062 0010	9062 0009
40	G 3/8" M	G 1/4" F	400	2410 0128					



GH 401 gun with revolving lance (1100mm), with nozzle holder, without nozzle, with Swivel

TECHNICAL FEATURES					COMPATIBLE MODELS				
l/min	IN	OUT	bar	CODE	9062 0007	9062 0006	9062 0008	9062 0010	9062 0009
40	G 3/8" M	G 1/4" F	400	2410 0130					



Sand/Soda blasting lance kit

TECHNICAL FEATURES				COMPATIBLE MODELS				
IN	mm	Ø	CODE	9062 0007	9062 0006	9062 0008	9062 0010	9062 0009
M22x1,5 M	300 / 500	040	3301 0772					
M22x1,5 M	300 / 500	080	3301 0972					
AR4 M	300 / 500	080	ON REQUEST					
AR36 M	300 / 500	080	3301 1321					



Drain nozzle

TECHNICAL FEATURES				COMPATIBLE MODELS				
IN	m	l/min	CODE	9062 0007	9062 0006	9062 0008	9062 0010	9062 0009
M22x1,5 M	25	10 ÷ 15	3045 0041					
M22x1,5 M	25	16 ÷ 29	3045 0036					
AR36 M	25	16 ÷ 29	ON REQUEST					
AR4 M	25	16 ÷ 29	3045 0047					



Bent lance with adjustable jet

TECHNICAL FEATURES				COMPATIBLE MODELS				
IN	mm	Ø	CODE	9062 0007	9062 0006	9062 0008	9062 0010	9062 0009
M22x1,5 M	700	045	3301 0911					
M22x1,5 M	700	055	3301 0915					
M22x1,5 M	700	070	3301 1085					



Foam lance, with regulator (max 60°C)

TECHNICAL FEATURES				COMPATIBLE MODELS				
IN	l/min	lt	CODE	9062 0007	9062 0006	9062 0008	9062 0010	9062 0009
M22x1,5 M	20	1	3301 0901					
AR36 M	20	1	ON REQUEST					
AR4 M	20	1	3301 1303					



Bent lance, with rotating nozzle

TECHNICAL FEATURES				COMPATIBLE MODELS				
IN	mm	Ø	CODE	9062 0007	9062 0006	9062 0008	9062 0010	9062 0009
M22x1,5 M	560	040	3301 0777					
AR36 M	900	045	3301 1370					
M22x1,5 M	560	055	3301 0895					
M22x1,5 M	560	070	3301 0899					
AR4 M	900	070	3301 1308					



Rubber delivery hose extension kit

TECHNICAL FEATURES				COMPATIBLE MODELS				
IN	OUT	m	CODE	9062 0007	9062 0006	9062 0008	9062 0010	9062 0009
M22x1,5 M	M22x1,5 F	10 - R2 5/16"	3301 0985					
M22x1,5 M	M22x1,5 F	15 - R2 5/16"	3301 0991					
M22x1,5 M	M22x1,5 F	10 - R2 3/8"	3301 0946					
M22x1,5 M	M22x1,5 F	15 - R2 3/8"	3301 0948					
M24x1,5 M	M24x1,5 F	20 - R2 3/8"	3301 1440					
M22x1,5 M	M22x1,5 F	30 - R2 3/8"	3301 1215					



Spiral suction hose kit

TECHNICAL FEATURES				COMPATIBLE MODELS				
IN	OUT	m	CODE	9062 0007	9062 0006	9062 0008	9062 0010	9062 0009
Ø 18	Ø 23	8	3299 0019					



Hose reel with rubber hose

TECHNICAL FEATURES				COMPATIBLE MODELS				
Hose type	m	OUT	CODE	9062 0007	9062 0006	9062 0008	9062 0010	9062 0009
R2-3/8"	20	G 3/8" F	7002 0407					
R2-3/8"	20	G 3/8" F	ON REQUEST					



Exhausted fume conveyor

TECHNICAL FEATURES				COMPATIBLE MODELS				
Ø	kg	-	CODE	9062 0007	9062 0006	9062 0008	9062 0010	9062 0009
200	1,4	-	0466 0055					



Foot valve

TECHNICAL FEATURES				COMPATIBLE MODELS				
IN	OUT	bar	CODE	9062 0007	9062 0006	9062 0008	9062 0010	9062 0009
G 3/8" M	M22x1,5 F	280	0608 0097					



MOBILE BOILER SERIES

HOT-WATER BOILER UP TO 110°C TO BE
CONNECTED TO COMET COLD WATER HIGH
PRESSURE WASHERS



Cold water pressure washers



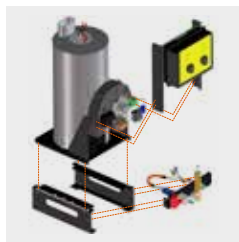
Hot water mobile boiler



Hot water hp washers



HOT BOX 200 bar



SPECIAL SPARE PARTS

Boiler kit can also be sold separately



Practical and safe lance supports



High performance boiler



FOR MORE INFORMATION



BOX DIMENSION (cm)	100 x 65 x 100
QUANTITY FOR PALLET	1
PALLET DIMENSION (cm)	100 x 65 x 100
N. MACHINES CONTANER 20'	36
N. MACHINES CONTANER 40' (40' HQ)	72

2 swivel wheels in addition to the two fixed wheels

Front bumper

Access to inner parts, casing comes off in one piece

GENERAL FEATURES

- Hot water mobile generator up to 110°C for connection with Comet cold water high pressure cleaners
- Connection hose to pressure cleaner (R2 3/8" - 2 mt)
- Fuel tank with level float and fill up filter
- Flow-switch controlled burner
- Professional safety valve
- Boiler thermal protection
- Flame control
- Electronic temperature setting system with constant water temperature
- "Machine switched on" indicator
- "Check burner" indicator



COLD WATER PRESSURE WASHERS

- ETM
- K200
- K250
- FDX 2
- FDX BLADE XL
- FDX WB
- K250 STATIC



**BOILER HOT BOX
200 BAR**



**HOT WATER
HP WASHERS**

The spray gun, lance hose and delivery hose of the combined high pressure cleaner may not be suitable for use with the equipment; in this case replace these parts with the kit suggested in the Use and Maintenance Manual.

TECHNICAL FEATURES

CODE	MODELS	Ph		Hz	MAX		WORK		MAX		kW	°C	l	kg/h	kg	(L x W x H) cm
		V	A		bar	MPa	bar	MPa	l/h							
9040 0004	Hot Box 15/200	1	230	1,9	50	220	22	200	20	900	0,25	110	18	5,7	90	95 x 62 x 85

HEATING PERFORMANCE

L / MIN	11	13	15	18	21	25
	DELTA T (°C)					
Hot Box 200 bar	74	63	55	48	42	33

STANDARD EQUIPMENT



Connection high pressure rubber hose kit

TECHNICAL FEATURES				COMPATIBLE MODELS
IN	OUT	m	CODE	9040 0004
M22x1,5 - Ø14	G 3/8" F	2 - R2.5/16" 400 bar	3301 1374	

ON REQUEST AVAILABLE WITH



Stainless steel boiler coil

CODE	COMPATIBLE MODELS
3044 0024	9040 0004

ACCESSORIES



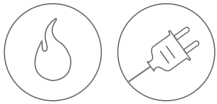
Connection kit to Blue Series Commercial HP cleaners

TECHNICAL FEATURES		COMPATIBLE MODELS
The kit includes	CODE	9040 0004
GH301 gun + Bent lance with fan-shape nozzle 035-15° + 10 m Rubber hose - R1 1/4"	5018 0120	



Exhausted fume conveyor


TECHNICAL FEATURES			COMPATIBLE MODELS
Ø	kg	-	9040 0004
200	1,4	-	



HOT BOX 350 • 500 bar

Handle for practical use

Central bar for vertical lifting



High performance boiler

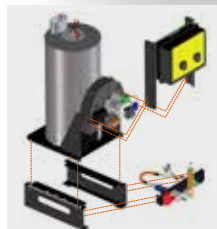


FOR MORE INFORMATION



BOX DIMENSION (cm)	90 x 80 x 115
QUANTITY FOR PALLET	1
PALLET DIMENSION (cm)	90 x 80 x 115
N. MACHINES CONTAINER 20'	28
N. MACHINES CONTAINER 40' (40' HQ)	60

Foamed-acting pneumatic wheels



SPECIAL SPARE PARTS

Boiler kit can also be sold separately



Stainless steel cover panels

GENERAL FEATURES

- Hot water mobile generator up to 110°C for connection with Comet cold water high pressure cleaners
- Connection hose to pressure cleaner (R2 3/8" - 2 mt)
- Fuel tank with level float and fill up filter
- Flow-switch controlled burner
- Professional safety valve
- Boiler thermal protection
- Flame control
- Electronic temperature setting system with constant water temperature
- "Machine switched on" indicator
- "Check burner" indicator



COLD WATER PRESSURE WASHERS

- K PREMIUM
 - FDX ENDURANCE
 - PTO
 - K STEEL SERIES
 - K 1251 - 1501 TS
-
- FDX XTREME
 - FDX XTREME XL
 - K XTREME



**BOILER HOT BOX
350 BAR**



**HOT WATER
HP WASHERS**



**BOILER HOT BOX
500 BAR**



The spray gun, lance hose and delivery hose of the combined high pressure cleaner may not be suitable for use with the equipment; in this case replace these parts with the kit suggested in the Use and Maintenance Manual.

TECHNICAL FEATURES

CODE	MODELS	Ph		Hz	MAX		WORK		MAX	kW	°C	I	kg/h	kg	(L x W x H) cm	
		V	A		bar	MPa	bar	MPa								l/h
9040 0010	Hot Box 25/350	1	230	1,9	50	390	39	350	35	1500	0,25	110	20	8,3	110	76 x 77 x 96
9040 0005	Hot Box 25/500	1	230	1,9	50	550	55	500	50	1500	0,25	110	20	8,3	120	76 x 77 x 96
9040 0011 *	Hot Box 25/350	-	12	26	-	390	39	350	35	1500	0,25	110	20	8,3	110	76 x 77 x 96
9040 0009 *	Hot Box 25/500	-	12	26	-	550	55	500	500	1500	0,25	110	20	8,3	120	76 x 77 x 96

* ON REQUEST, available 110-115V, 50-60 Hz, 200V, 50-60 Hz models · Battery not included.

HEATING PERFORMANCE

L / MIN	11	13	15	18	21	25
	DELTA T (°C)					
Hot Box 350 · 500 bar	89	76	70	57	51	43

STANDARD EQUIPMENT



Connection high pressure rubber hose kit

TECHNICAL FEATURES				COMPATIBLE MODELS			
IN	OUT	m	CODE	9040 0010	9040 0005	9040 0011	9040 0009
M22x1,5 - Ø14	G 3/8" F	2 - R2 3/8" 400 bar	3301 1405				
M22x1,5 - Ø14	G 3/8" F	1,5 - R2 3/8" 600bar	3301 1375				

ON REQUEST AVAILABLE WITH



Stainless steel boiler coil

TECHNICAL FEATURES				COMPATIBLE MODELS			
CODE				9040 0010	9040 0005	9040 0011	9040 0009
3044 0035							
3044 0027							

ACCESSORIES



Exhausted fume conveyor

TECHNICAL FEATURES				COMPATIBLE MODELS			
Ø	kg	-	CODE	9040 0010	9040 0005	9040 0011	9040 0009
200	1,4	-	0466 0055				





NEBULIZERS

SPRAY · FOAM



Car wash



Agricultural sector



Food industry

SPRAY

nebulising to low density liquids, detergents and disinfectants



24 Lt ST/ST



24 Lt



50 Lt

GENERAL FEATURES

- Filled with liquid and loaded with air at 6 bar, they work automatically without having to be connected continuously to compressed air

TECHNICAL FEATURES

	SP 24 SPRAY	SX 24 SPRAY INOX	SP 50 SPRAY
Code	9360 0001	9360 0003	9360 0005
Capacity	24 Lt	24 Lt	50 Lt
Tank	Painted Steel	Stainless Steel	Painted Steel
Safety Valve	8 bar - MPa 0,8	8 bar - MPa 0,8	8 bar - MPa 0,8
Gun Lance kit	600 mm	600 mm Stainless Steel	900 mm
Hose	6 m - RILSAN	6 m - RILSAN	6 m - RILSAN
Nozzles	No. 1 (Brass)	No. 1 (Brass)	No. 1 (Brass)
Gauge	YES	YES	YES
Level viewer	YES	YES	YES

FOAM

nebulising to low density liquids, detergents with a foaming device



24 Lt ST/ST



24 Lt



50 Lt

GENERAL FEATURES

- Filled with liquid and loaded with air at 6 bar they need to be connected continuously to compressed air

TECHNICAL FEATURES

	SP 24 FOAM	SX 24 FOAM INOX	SP 50 FOAM
Code	9360 0002	9360 0004	9360 0006
Capacity	24 Lt	24 Lt	50 Lt
Tank	Painted Steel	Stainless Steel	Painted Steel
Safety Valve	8 bar - MPa 0,8	8 bar - MPa 0,8	8 bar - MPa 0,8
Gun Lance kit	600 mm	600 mm Stainless Steel	900 mm
Hose	10 m - PVC	10 m - PVC	10 m - PVC
Nozzles	No. 4 (Brass)	No. 4 (Brass)	No. 4 (Brass)
Gauge	YES	YES	YES
Level viewer	YES	YES	YES





SPRAYERS

PORTABLE SPRAYERS FOR SANITIZING AND
NEBULIZING DETERGENT FOR WASHING



Healthcare Environment



Urban Environment



Industrial Sector



Domestic Environment

BATTERY
lithium

CAPACITY
7,5 lt

WORK
7 lt

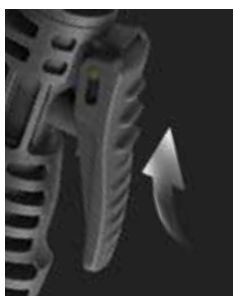
PRESSURE
4 bar

WEIGHT
3,35 kg


SB 7.5

From the very start we wanted to create a sprayer that was lightweight and battery powered. SB 7.5 is our most advanced product and we are sure that you will love it and you will discover a new dimension of work with it. It weighs only 3.5 kg and suffices for over 3 hours of work. After that, you can easily exchange the battery and keep moving.


Anti-dust protection



Dosing valve lock



Three-layer reinforced hose



Nozzle with jet regulation




Soft profiled strap



GENERAL FEATURES






- Hose and lance handle integrated with the feeding valve.
- Telescopic lance with adjustable nozzle MR 1,5 mm.
- 3.4 Ah battery pack.
- Power supply for charging the battery.
- Funnel with strainer.
- Additional 1.0 mm MR nozzle and 3.0 mm MF flat stream nozzle.
- Gaskets and silicone grease.

FOR MORE INFORMATION



KB 14

Turn it on, put it on your back and discover a new dimension of work. With the KB 14 battery sprayer, you'll get everywhere and the built-in battery pack will enable you to work for an incredibly long time, without recharging. Ergonomic and cool back frame with adjustable padded shoulder and waist straps to increase working comfort.


- 
BATTERY
 lithium
- 
CAPACITY
 14 lt
- 
WORK
 12 lt
- 
PRESSURE
 4 bar
- 
WEIGHT
 6,8 kg




Soft profiled strap



Anti-dust protection



Three-layer reinforced hose



Nozzle with jet regulation



Dosing valve lock



GENERAL FEATURES

- Integrated hose.
- Telescopic lance with adjustable nozzle MR 1,5 mm.
- Battery pack 3,4 Ah.
- Power supply for charging the battery.
- Funnel with strainer.
- Additional nozzles MR 1,0 - MR 2,0 mm and flat stream nozzle MF 3,0 mm.
- Gaskets and silicone grease.



FOR MORE INFORMATION




BATTERY
 lithium


CAPACITY
 22 lt


WORK
 20 lt


PRESSURE
 4 bar


WEIGHT
 8,2 kg

TB 22

Our most advanced battery cart sprayer is an innovative 20 litre electrical device designed for discerning users who expect more: high capacity, exceptional mobility and, above all, an efficient pump. It is best suited for caring for meadows, greenhouses, orchards and other medium-sized areas. TB 22 is pure power, without compromise.



Anti-dust protection



Nozzle with jet regulation



Dosing valve lock



Operation battery status



250 CM
Hose reel

GENERAL FEATURES

- Hose (250 cm) and lance handle integrated with the feeding valve.
- Telescopic lance with 1.5 mm MR adjustable nozzle.
- 3.4 Ah battery pack
- Power supply for charging the battery.
- Funnel with strainer.
- AAdditional 1.0 mm MR nozzle and 3.0 mm MF flat stream nozzle.
- Gaskets and silicone grease.

FOR MORE INFORMATION



TM 18

TM 18 is an innovative pressure device with a unique design. TM 18 is not carried but easily pulled on wheels. It is suitable for protective and care treatments and for every application that need liquid sprayed under pressure.

CAPACITY 18 lt	WORK 16 lt
PRESSURE 4 bar	WEIGHT 4,46 kg



Nozzle with jet regulation



Dosing valve lock



Anti-dust protection



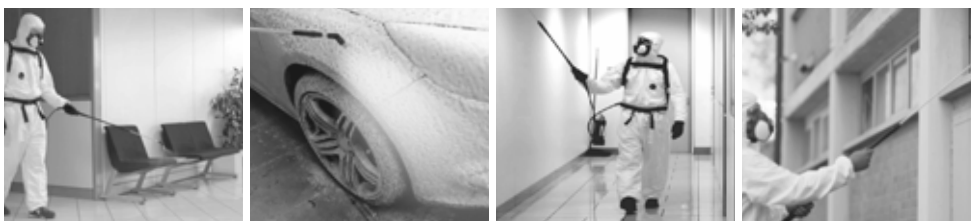
Adjustable handle height



Wide durable wheels

GENERAL FEATURES

- Safety valve, hose with springs and feeding valve integrated with handle.
- Telescopic lance with 1.5 mm MR adjustable nozzle.
- Funnel with strainer.
- Additional 1.0 mm MR nozzle.
- Silicone grease.



FOR MORE INFORMATION



ACCESSORIES

SB 7.5 | KB 14 | TB 22 | TM 18



Gun with telescopic lance

SB 7.5 | KB 14 | TB 22



Flexible hose

SB 7.5 | KB 14 | TB 22



Battery with control panel

SB 7.5 | KB 14 | TB 22 | TM 18



Spare nozzle kit

SB 7.5 | KB 14 | TB 22



Spare nozzle kit

SB 7.5 | KB 14 | TB 22



Misting head



COMET

ON ■ OFF

ON/OFF

STOP

3400 mAh
LI-ION POWERS





DETERGENTS



Urban



Building



Food Industry



Industry

HAND NEUTRO DETERGENT

Neutral detergent for hobby use, suitable for the manual cleaning of all washable surfaces



CODE	pH	kg	pz
0609 0007	6	1	12
0609 0008	6	5	4
0609 0009	6	10	1

BASIC AUTO DETERGENT

Liquid alkaline detergent specific for washing motor vehicles



CODE	pH	kg	pz
0609 0010	11	1 (1000 ml)	12
0609 0020	11	5	1
0609 0011	11	5	4
0609 0012	11	10	1

ECO MOTO DETERGENT

Detergent for every type of surface, in particular for washing motors, motor vehicles and aluminium or light-alloy equipment



CODE	pH	kg	pz
0609 0013	12	1 (1000 ml)	12
0609 0014	12	5	4
0609 0015	12	10	1

TENAX FORTE DETERGENT

Professional self-polishing detergent, with alkaline base, specific for car washing



CODE	pH	kg	pz
0609 0016	13	5	4
0609 0017	13	10	1

EDIL DET DETERGENT


Professional scale removing product for the food industry and building trade, suitable for smog, scale and cleaning sanitary ware

CODE	 pH	 kg	 pz
0609 0018	2,5	5	4
0609 0019	2,5	10	1



TESSIL DET DETERGENT

Perfumed detergent for cleaning rugs, carpeting, upholstery and car interiors

CODE	 pH	 kg	 pz
0609 0026	11	5	1



DESCALER ACID SER

Descaler for eliminating scale deposits in the coils of high-pressure cleaners without damaging the material in contact with liquid

CODE	 pH	 kg	 pz
0060 0002	< 1	10	1



WATER SOFTNER NO KAL

Liquid water softener which prevents the formation of scale in the coils of high pressure cleaners

CODE	 pH	 kg	 pz
0060 0006	7	5	1
0060 0005	7	10	1



COMPANY WITH
QUALITY SYSTEM
CERTIFIED BY DNV GL
= ISO 9001 =

Follow us on



comet-spa.com

